

Form 990

Department of the Treasury
Internal Revenue Service

Return of Organization Exempt From Income Tax

Under section 501(c), 527, or 4947(a)(1) of the Internal Revenue Code (except black lung benefit trust or private foundation)

The organization may have to use a copy of this return to satisfy state reporting requirements

OMB No 1545-0047

2007

Open to Public Inspection

A For the 2007 calendar year, or tax year beginning 01-01-2007 and ending 12-31-2007

B Check if applicable

☐ Address change

☐ Name change

☐ Initial return

☐ Final return

☐ Amended return

☐ Application pending

Please use IRS label or print or type. See Specific Instructions.

C Name of organization

KAISER HOSPITAL ASSET MANAGEMENT INC

Number and street (or P O box if mail is not delivered to street address)

Room/suite

ONE KAISER PLAZA SUITE 1550L

City or town, state or country, and ZIP + 4

OAKLAND, CA 94612

D Employer identification number

94-3299125

E Telephone number

(510) 271-6611

F Accounting method

☐ Cash ☒ Accrual

☐ Other (specify)

G Web site: N/A

J Organization type (check only one) ☒ ☒ 501(c) (3) (insert no) ☐ 4947(a)(1) or ☐ 527

K Check here ☐ if the organization is not a 509(a)(3) supporting organization and its gross receipts are normally not more than 25,000 A return is not required, but if the organization chooses to file a return, be sure to file a complete return

H and I are not applicable to section 527 organizations

H(a) Is this a group return for affiliates? ☐ Yes ☒ No

H(b) If "Yes" enter number of affiliates

H(c) Are all affiliates included? ☐ Yes ☐ No

(If "No," attach a list See instructions)

H(d) Is this a separate return filed by an organization covered by a group ruling? ☐ Yes ☒ No

I Group Exemption Number

M Check ☒ if the organization is not required to attach Sch B (Form 990, 990-EZ, or 990-PF)

L Gross receipts Add lines 6b, 8b, 9b, and 10b to line 12 128,764,710

Part I Revenue, Expenses, and Changes in Net Assets or Fund Balances (See the instructions.)									
Revenue	1	Contributions, gifts, grants, and similar amounts received							
	a	Contributions to donor advised funds				1a			
	b	Direct public support (not included on line 1a)				1b			
	c	Indirect public support (not included on line 1a)				1c			
	d	Government contributions (grants) (not included on line 1a)				1d			
	e	Total (add lines 1a through 1d) (cash \$ _____noncash \$ _____)							1e
	2	Program service revenue including government fees and contracts (from Part VII, line 93) .							2124,533,080
	3	Membership dues and assessments							3
	4	Interest on savings and temporary cash investments							4693,887
	5	Dividends and interest from securities							5
	6a	Gross rents				6a	403,206		
	b	Less rental expenses				6b	410,837		
	c	Net rental income or (loss) subtract line 6b from line 6a							6c-7,631
	7	Other investment income (describe)							7
	8a	Gross amount from sales of assets other than inventory		(A) Securities		(B) Other			
				8a	2,797,950				
	b	Less cost or other basis and sales expenses		8b	8,270,123				
	c	Gain or (loss) (attach schedule)		8c	-5,472,173				
	d	Net gain or (loss) Combine line 8c, columns (A) and (B)							8d-5,472,173
	9	Special events and activities (attach schedule) If any amount is from gaming, check here <input type="checkbox"/>							
	a	Gross revenue (not including \$ _____of contributions reported on line 1b)				9a			
	b	Less direct expenses other than fundraising expenses				9b			
	c	Net income or (loss) from special events Subtract line 9b from line 9a							9c
	10a	Gross sales of inventory, less returns and allowances				10a			
Expenses	b	Less cost of goods sold				10b			
	c	Gross profit or (loss) from sales of inventory (attach schedule) Subtract line 10b from line 10a							10c
	11	Other revenue (from Part VII, line 103)							11336,587
	12	Total revenue Add lines 1e, 2, 3, 4, 5, 6c, 7, 8d, 9c, 10c, and 11							12120,083,750
	13	Program services (from line 44, column (B))							13122,836,357
	14	Management and general (from line 44, column (C))							142,823
	15	Fundraising (from line 44, column (D))							15
	16	Payments to affiliates (attach schedule)							16
	17	Total expenses Add lines 16 and 44, column (A)							17122,839,180
Net Assets	18	Excess or (deficit) for the year Subtract line 17 from line 12							18-2,755,430
	19	Net assets or fund balances at beginning of year (from line 73, column (A))							19580,632,451
	20	Other changes in net assets or fund balances (attach explanation) <input checked="" type="checkbox"/>							20144,058,373
	21	Net assets or fund balances at end of year Combine lines 18, 19, and 20							21721,935,394

For Privacy Act and Paperwork Reduction Act Notice, see the separate instructions.

Cat No 11282Y

Form 990 (2007)

Part II

Statement of Functional Expenses

All organizations must complete column (A) Columns (B), (C), and (D) are required for section 501(c)(3) and (4) organizations and section 4947(a)(1) nonexempt charitable trusts but optional for others (See the instructions.)

Do not include amounts reported on line 6b, 8b, 9b, 10b, or 16 of Part I.		(A) Total	(B) Program services	(C) Management and general	(D) Fundraising
22a	Grants paid from donor advised funds (attach Schedule) (cash \$ ⁰ _____ noncash \$ ⁰ _____) If this amount includes foreign grants, check here <input type="checkbox"/>	22a			
22b	Other grants and allocations (attach schedule) (cash \$ ⁰ _____ noncash \$ ⁰ _____) If this amount includes foreign grants, check here <input type="checkbox"/>	22b			
23	Specific assistance to individuals (attach schedule)	23			
24	Benefits paid to or for members (attach schedule)	24			
25a	Compensation of current officers, directors, key employees etc Listed in Part V-A (attach schedule)	25a	0		
b	Compensation of former officers, directors, key employees etc listed in Part V-B (attach schedule)	25b			
c	Compensation and other distributions not icluded above to disqualified persons (as defined under section 4958(f)(1)) and persons described in section 4958(c)(3)(B) (attach schedule)	25c			
26	Salaries and wages of employees not included on lines 25a, b and c	26	561,282	561,282	
27	Pension plan contributions not included on lines 25a, b and c	27			
28	Employee benefits not included on lines 25a - 27	28			
29	Payroll taxes	29			
30	Professional fundraising fees	30			
31	Accounting fees	31			
32	Legal fees	32			
33	Supplies	33	21,644	21,644	
34	Telephone	34			
35	Postage and shipping	35	425	425	
36	Occupancy	36			
37	Equipment rental and maintenance	37	46,372	46,372	
38	Printing and publications	38			
39	Travel	39			
40	Conferences, conventions, and meetings	40			
41	Interest	41	1,532,453	1,532,453	
42	Depreciation, depletion, etc (attach schedule)	42	120,083,658	120,083,658	
43	Other expenses not covered above (itemize)				
a	STATE SALES TAX	43a	131,659	131,659	
b	FEDERAL BUSINESS TAX	43b	290	290	
c	INTER-REGIONAL COST ALLOCATION	43c	435,888	433,065	2,823
d	BANK SERVICE CHARGE	43d	23,175	23,175	
e	OUTSIDE SERVICES	43e	2,334	2,334	
f		43f			
g		43g			
44	Total functional expenses. Add lines 22a through 43g (Organizations completing columns (B)-(D), carry these totals to lines 13–15)	44	122,839,180	122,836,357	2,823
					0

Joint Costs. Check ☐ if you are following SOP 98-2

Are any joint costs from a combined educational campaign and fundraising solicitation reported in (B) Program services? ☐ Yes ☒ No

If "Yes," enter (i) the aggregate amount of these joint costs \$⁰_____, (ii) the amount allocated to Program services \$⁰_____, (iii) the amount allocated to Management and general \$0_____, and (iv) the amount allocated to Fundraising \$0_____

Part III

Statement of Program Service Accomplishments (See the instructions.)

Form 990 is available for public inspection and, for some people, serves as the primary or sole source of information about a particular organization. How the public perceives an organization in such cases may be determined by the information presented on its return. Therefore, please make sure the return is complete and accurate and fully describes, in Part III, the organization's programs and accomplishments.

What is the organization's primary exempt purpose? ▶ THE PRIMARY EXEMPT PURPOSE OF THIS ORGANIZATION IS TO ACQUIRE CAPITAL MEDICAL EQUIPMENT FOR LEASE TO ITS SOLE MEMBER, KAISER FOUNDATION HOSPITALS, FOR USE IN PROVIDING HOSPITAL-BASED HEALTH CARE SERVICES TO MEMBERS OF THE COMMUNITY AND TO MEMBERS OF THE KAISER PERMANENTE MEDICAL CARE PROGRAM. THE ORGANIZATION INVESTS ITS SURPLUS FUNDS IN SHORT-TERM SECURITIES UNTIL NEEDED FOR CAPITAL EQUIPMENT ACQUISITION PROGRAMS AND REPORTS THE INCOME FROM SUCH INVESTED FUNDS.		Program Service Expenses (Required for 501(c)(3) and (4) orgs, and 4947(a)(1) trusts, but optional for others.)
All organizations must describe their exempt purpose achievements in a clear and concise manner. State the number of clients served, publications issued, etc. Discuss achievements that are not measurable. (Section 501(c)(3) and (4) organizations and 4947(a)(1) nonexempt charitable trusts must also enter the amount of grants and allocations to others.)		
a SEE STATEMENT 5		
(Grants and allocations \$)	If this amount includes foreign grants, check here ▶ <input type="checkbox"/>	122,836,357
b		
(Grants and allocations \$)	If this amount includes foreign grants, check here ▶ <input type="checkbox"/>	
c		
(Grants and allocations \$)	If this amount includes foreign grants, check here ▶ <input type="checkbox"/>	
d		
(Grants and allocations \$)	If this amount includes foreign grants, check here ▶ <input type="checkbox"/>	
e Other program services (attach schedule)		
(Grants and allocations \$)	If this amount includes foreign grants, check here ▶ <input type="checkbox"/>	
f Total of Program Service Expenses (should equal line 44, column (B), Program services)		122,836,357

Part IV Balance Sheets (See the instructions.)

Note: Where required, attached schedules and amounts within the description column should be for end-of-year amounts only.			(A) Beginning of year		(B) End of year	
Assets	45	Cash—non-interest-bearing		45		
	46	Savings and temporary cash investments	8,306,365	46	44,061,013	
	47a	Accounts receivable	47a16,531,754			
	b	Less allowance for doubtful accounts	47b	16,564,681	47c16,531,754	
	48a	Pledges receivable	48a			
	b	Less allowance for doubtful accounts	48b		48c	
	49	Grants receivable		49		
	50a	Receivables from current and former officers, directors, trustees, and key employees (attach schedule)		50a		
	b	Receivables from other disqualified persons (as defined under section 4958(c)(3)(B) (attach schedule)		50b		
	51a	Other notes and loans receivable (attach schedule)	51a			
	b	Less allowance for doubtful accounts	51b		51c	
	52	Inventories for sale or use		52		
	53	Prepaid expenses and deferred charges	0	53	58,771	
	54a	Investments—publicly-traded securities . <input checked="" type="checkbox"/> Cost <input checked="" type="checkbox"/> FMV	0	54a	0	
	b	Investments—other securities (attach schedule) <input type="checkbox"/> Cost <input type="checkbox"/> FMV		54b		
Liabilities	55a	Investments—land, buildings, and equipment basis	55a			
	b	Less accumulated depreciation (attach schedule)	55b		55c	
	56	Investments—other (attach schedule)		56		
	57a	Land, buildings, and equipment basis	57a1,104,175,673			
	b	Less accumulated depreciation (attach schedule)	57b378,402,247	625,433,519	57c725,773,426	
	58	Other assets, including program-related investments (describe <input checked="" type="checkbox"/>)	16,050,309	58	<input checked="" type="checkbox"/> 14,534,907	
	59	Total assets (must equal line 74) Add lines 45 through 58	666,354,874	59	800,959,871	
	Fund Balances	60	Accounts payable and accrued expenses	63,020,733	60	50,776,720
		61	Grants payable		61	
		62	Deferred revenue		62	
63		Loans from officers, directors, trustees, and key employees (attach schedule)		63		
64a		Tax-exempt bond liabilities (attach schedule)		64a		
b		Mortgages and other notes payable (attach schedule)		64b		
65		Other liabilities (describe <input checked="" type="checkbox"/>)	22,701,690	65	<input checked="" type="checkbox"/> 28,247,757	
66		Total liabilities Add lines 60 through 65	85,722,423	66	79,024,477	
Net Assets or Fund Balances	Organizations that follow SFAS 117, check here <input type="checkbox"/> and complete lines 67 through 69 and lines 73 and 74					
	67	Unrestricted		67		
	68	Temporarily restricted		68		
	69	Permanently restricted		69		
	Organizations that do not follow SFAS 117, check here <input checked="" type="checkbox"/> and complete lines 70 through 74					
	70	Capital stock, trust principal, or current funds	579,350,621	70	723,350,621	
	71	Paid-in or capital surplus, or land, building, and equipment fund . . .		71		
	72	Retained earnings, endowment, accumulated income, or other funds .	1,281,830	72	-1,415,227	
	73	Total net assets or fund balances Add lines 67 through 69 or lines 70 through 72 (Column (A) must equal line 19 and column (B) must equal line 21)	580,632,451	73	721,935,394	
74	Total liabilities and net assets / fund balances Add lines 66 and 73 . .	666,354,874	74	800,959,871		

a	Total revenue, gains, and other support per audited financial statements			a	
b	Amounts included on line a but not on Part I, line 12				
1	Net unrealized gains on investments	b1			
2	Donated services and use of facilities	b2			
3	Recoveries of prior year grants	b3			
4	Other (specify) _____	b4			
	Add lines b1 through b4			b	
c	Subtract line b from line a			c	
d	Amounts included on Part I, line 12, but not on line a				
1	Investment expenses not included on Part I, line 6b	d1			
2	Other (specify) _____	d2			
	Add lines d1 and d2			d	
e	Total revenue (Part I, line 12) Add lines c and d			e	

a	Total expenses and losses per audited financial statements		a		
b	Amounts included on line a but not on Part I, line 17				
1	Donated services and use of facilities	b1			
2	Prior year adjustments reported on Part I, line 20	b2			
3	Losses reported on Part I, line 20	b3			
4	Other (specify) _____ _____	b4			
	Add lines b1 through b4		b		
c	Subtract line b from line a		c		
d	Amounts included on Part I, line 17, but not on line a :				
1	Investment expenses not included on Part I, line 6b	d1			
2	Other (specify) _____ _____	d2			
	Add lines d1 and d2				d
e	Total expenses (Part I, line 17) Add lines c and d		e		

[illegible]

Part V-A		Current Officers, Directors, Trustees, and Key Employees <i>(continued)</i>		Yes	No
75a	Enter the total number of officers, directors, and trustees permitted to vote on organization business at board meetings	4			
b	Are any officers, directors, trustees, or key employees listed in Form 990, Part V-A, or highest compensated employees listed in Schedule A, Part I, or highest compensated professional and other independent contractors listed in Schedule A, Part II-A or II-B, related to each other through family or business relationships? If "Yes," attach a statement that identifies the individuals and explains the relationship(s) .	75b	Yes		
c	Do any officers, directors, trustees, or key employees listed in Form 990, Part V-A, or highest compensated employees listed in Schedule A, Part I, or highest compensated professional and other independent contractors listed in Schedule A, Part II-A or II-B, receive compensation from any other organizations, whether tax exempt or taxable, that are related to the organization? See the instructions for the definition of "related organization" If "Yes," attach a statement that includes the information described in the instructions	75c	Yes		
d	Does the organization have a written conflict of interest policy?	75d	Yes		

Part V-B

Former Officers, Directors, Trustees, and Key Employees That Received Compensation or Other Benefits (If any former officer, director, trustee, or key employee received compensation or other benefits (described below) during the year, list that person below and enter the amount of compensation or other benefits in the appropriate column. See the instructions.)

(A) Name and address	(B) Loans and Advances	(C) Compensation (If not paid enter -0-)	(D) Contributions to employee benefit plans and deferred compensation plans	(E) Expense account and other allowances

Part VI		Other Information <i>(See the instructions.)</i>		Yes	No
76	Did the organization make a change in its activities or methods of conducting activities? If "Yes," attach a detailed statement of each change	76			No
77	Were any changes made in the organizing or governing documents but not reported to the IRS? If "Yes," attach a conformed copy of the changes	77			No
78a	Did the organization have unrelated business gross income of \$1,000 or more during the year covered by this return?	78a	Yes		
b	If "Yes," has it filed a tax return on Form 990-T for this year?	78b	Yes		
79	Was there a liquidation, dissolution, termination, or substantial contraction during the year? If "Yes," attach a statement	79			No
80a	Is the organization related (other than by association with a statewide or nationwide organization) through common membership, governing bodies, trustees, officers, etc , to any other exempt or nonexempt organization?	80a	Yes		
b	If "Yes," enter the name of the organization SEE ATTACHED RELATED AND AFFILIATED ENTITIES STATEMENT 16 _____ and check whether it is <input checked="" type="checkbox"/> exempt or <input type="checkbox"/> nonexempt				
81a	Enter direct or indirect political expenditures (See line 81 instructions) 81a _____ 0	81b			No
b	Did the organization file Form 1120-POL for this year?				

Part VIOther Information (continued)

YesNo

82a

Did the organization receive donated services or the use of materials, equipment, or facilities at no charge or at substantially less than fair rental value?

82a

No

b

If "Yes," you may indicate the value of these items here. Do not include this amount as revenue in Part I or as an expense in Part II. (See instructions in Part III.)

82b

83a

Did the organization comply with the public inspection requirements for returns and exemption applications?

83a

Yes

b

Did the organization comply with the disclosure requirements relating to quid pro quo contributions?

83b

Yes

84a

Did the organization solicit any contributions or gifts that were not tax deductible?

84a

No

b

If "Yes," did the organization include with every solicitation an express statement that such contributions or gifts were not tax deductible?

84b

85

501(c)(4), (5), or (6) organizations. a Were substantially all dues nondeductible by members?

85a

b

Did the organization make only in-house lobbying expenditures of \$2,000 or less?

85b

If "Yes," was answered to either 85a or 85b, do not complete 85c through 85h below unless the organization received a waiver for proxy tax owed the prior year

c

Dues assessments, and similar amounts from members

85c

d

Section 162(e) lobbying and political expenditures

85d

e

Aggregate nondeductible amount of section 6033(e)(1)(A) dues notices

85e

f

Taxable amount of lobbying and political expenditures (line 85d less 85e)

85f

g

Does the organization elect to pay the section 6033(e) tax on the amount on line 85f?

85g

h

If section 6033(e)(1)(A) dues notices were sent, does the organization agree to add the amount on line 85f to its reasonable estimate of dues allocable to nondeductible lobbying and political expenditures for the following tax year?

85h

86

501(c)(7) orgs. Enter a Initiation fees and capital contributions included on line 12

86a

0

b

Gross receipts, included on line 12, for public use of club facilities

86b

0

87

501(c)(12) orgs. Enter a Gross income from members or shareholders

87a

0

b

Gross income from other sources. (Do not net amounts due or paid to other sources against amounts due or received from them.)

87b

0

88a

At any time during the year, did the organization own a 50% or greater interest in a taxable corporation or partnership, or an entity disregarded as separate from the organization under Regulations sections 301.7701-2 and 301.7701-3? If "Yes," complete Part IX

88a

Yes

b

At any time during the year, did the organization directly or indirectly own a controlled entity within the meaning of section 512(b)(13)? If yes, complete Part XI

88b

No

89a

501(c)(3) organizations. Enter Amount of tax imposed on the organization during the year under section 4911, 0, section 4912, 0, section 4955, 0

89b

No

c

501(c)(3) and 501(c)(4) orgs. Did the organization engage in any section 4958 excess benefit transaction during the year or did it become aware of an excess benefit transaction from a prior year? If "Yes," attach a statement explaining each transaction

89c

0

d

Enter Amount of tax imposed on the organization managers or disqualified persons during the year under sections 4912, 4955, and 4958

89d

0

e

All organizations. At any time during the tax year was the organization a party to a prohibited tax shelter transaction?

89e

No

f

All organizations. Did the organization acquire direct or indirect interest in any applicable insurance contract?

89f

No

g

For supporting organizations and sponsoring organizations maintaining donor advised funds. Did the supporting organization, or a fund maintained by a sponsoring organization, have excess business holdings at any time during the year?

89g

No

90a

List the states with which a copy of this return is filed CA

90b

b

Number of employees employed in the pay period that includes March 12, 2007 (See instructions)

90b

91a

The books are in care of NATIONAL DIRECTOR OF TAX Telephone no (510) 271-6385

91a

ONE KAISER PLAZA 1550L

Located at OAKLAND, CA ZIP + 4 94612

b

At any time during the calendar year, did the organization have an interest in or a signature or other authority over a financial account in a foreign country (such as a bank account, securities account, or other financial account)?

91b

No

If "Yes," enter the name of the foreign country

91b

See the instructions for exceptions and filing requirements for Form TD F 90-22.1, Report of Foreign Bank and Financial Accounts

91b

Part VI Other Information <i>(continued)</i>		Yes	No
c At any time during the calendar year, did the organization maintain an office outside of the United States?		91c	No
If "Yes," enter the name of the foreign country ▶ _____			
92 Section 4947(a)(1) nonexempt charitable trusts filing Form 990 in lieu of Form 1041 —Check here ▶		<input type="checkbox"/>	
and enter the amount of tax-exempt interest received or accrued during the tax year ▶		92	

Part VII Analysis of Income-Producing Activities *(See the instructions.)*

Note: Enter gross amounts unless otherwise indicated.		Unrelated business income		Excluded by section 512, 513, or 514		(E) Related or exempt function income
		(A) Business code	(B) Amount	(C) Exclusion code	(D) Amount	
93	Program service revenue					
a	EQUIPMENT LEASING					124,533,080
b						
c						
d						
e						
f	Medicare/Medicaid payments					
g	Fees and contracts from government agencies					
94	Membership dues and assessments					
95	Interest on savings and temporary cash investments			14	693,887	
96	Dividends and interest from securities					
97	Net rental income or (loss) from real estate					
a	debt-financed property					
b	non debt-financed property					
98	Net rental income or (loss) from personal property	532420	-7,631			
99	Other investment income					
100	Gain or (loss) from sales of assets other than inventory			18	-5,472,173	
101	Net income or (loss) from special events					
102	Gross profit or (loss) from sales of inventory					
103	Other revenue a INT-AFFILIATE LOAN			14	336,587	
b						
c						
d						
e						
104	Subtotal (add columns (B), (D), and (E))		-7,631		-4,441,699	124,533,080
105	Total (add line 104, columns (B), (D), and (E)) ▶					120,083,750

Note: Line 105 plus line 1e, Part I, should equal the amount on line 12, Part I.

Part VIII Relationship of Activities to the Accomplishment of Exempt Purposes *(See the instructions.)*

Line No. ▼	Explain how each activity for which income is reported in column (E) of Part VII contributed importantly to the accomplishment of the organization's exempt purposes (other than by providing funds for such purposes)
93A	DURABLE MEDICAL EQUIPMENT LEASE REVENUE FROM SOLE-MEMBER

Part IX Information Regarding Taxable Subsidiaries and Disregarded Entities *(See the instructions.)*

(A) Name, address, and EIN of corporation, partnership, or disregarded entity	(B) Percentage of ownership interest	(C) Nature of activities	(D) Total income	(E) End-of-year assets
HAMI - COLORADO LLC A DISREGARDED ENTITY OAKLAND, CA94612 91-2166347	10000 %	TITLE HOLDING	0	0
	%			
	%			
	%			

Part X Information Regarding Transfers Associated with Personal Benefit Contracts *(See the instructions.)*

(a)	Did the organization, during the year, receive any funds, directly or indirectly, to pay premiums on a personal benefit contract?	<input type="checkbox"/> Yes <input checked="" type="checkbox"/> No
(b)	Did the organization, during the year, pay premiums, directly or indirectly, on a personal benefit contract?	<input type="checkbox"/> Yes <input checked="" type="checkbox"/> No
NOTE: If "Yes" to (b) , file Form 8870 and Form 4720 (see instructions).		

Part XI

Information Regarding Transfers To and From Controlled Entities

Complete only if the organization is a controlling organization as defined in section 512(b)(13)

106 Did the reporting organization make any transfers to a controlled entity as defined in section 512(b)(13) of the Code? If "Yes," complete the schedule below for each controlled entity				Yes	No
					No
	(A) Name and address of each controlled entity	(B) Employer Identification Number	(C) Description of transfer	(D) Amount of transfer	
a					
b					
c					
Totals					

107 Did the reporting organization receive any transfers from a controlled entity as defined in section 512(b)(13) of the Code? If "Yes," complete the schedule below for each controlled entity				Yes	No
					No
	(A) Name and address of each controlled entity	(B) Employer Identification Number	(C) Description of transfer	(D) Amount of transfer	
a					
b					
c					
Totals					

108 Did the organization have a binding written contract in effect on August 17, 2006 covering the interests, rents, royalties and annuities described in question 107 above?		Yes	No

Please Sign Here	Under penalties of perjury, I declare that I have examined this return, including accompanying schedules and statements, and to the best of my knowledge and belief, it is true, correct, and complete Declaration of preparer (other than officer) is based on all information of which preparer has any knowledge		
	<div>Signature of officer</div>	<div>2008-11-13</div> <div>Date</div>	
	<div>DEBORAH STOKES VP, CONTROLLER, CAO</div> <div>Type or print name and title</div>		

Paid Preparer's Use Only	Preparer's signature	Date	Check if self-employed	Preparer's SSN or PTIN (See Gen Inst W)
	Firm's name (or yours if self-employed), address, and ZIP + 4			EIN
	SAN FRANCISCO, CA 94105			Phone no (415) 963-5100

SCHEDULE A

(Form 990 or 990EZ)

Department of the Treasury
Internal Revenue Service

Name of the organization
KAISER HOSPITAL ASSET MANAGEMENT INC

Organization Exempt Under Section 501(c)(3)
(Except Private Foundation) and Section 501(e), 501(f), 501(k),
501(n), or 4947(a)(1) Nonexempt Charitable Trust
Supplementary Information—(See separate instructions.)
▶ **MUST be completed by the above organizations and attached to their Form 990 or 990-EZ**

OMB No 1545-0047

2007

Employer identification number

94-3299125

Part I

Compensation of the Five Highest Paid Employees Other Than Officers, Directors, and Trustees
(See page 1 of the instructions. List each one. If there are none, enter "None.")

(a) Name and address of each employee paid more than \$50,000	(b) Title and average hours per week devoted to position	(c) Compensation	(d) Contributions to employee benefit plans & deferred compensation	(e) Expense account and other allowances
None				
Total number of other employees paid over \$50,000 ▶				

Part II-A

Compensation of the Five Highest Paid Independent Contractors for Professional Services
(See page 2 of the instructions. List each one (whether individual or firms). If there are none, enter "None.")

(a) Name and address of each independent contractor paid more than \$50,000	(b) Type of service	(c) Compensation
None		
Total number of others receiving over \$50,000 for professional services ▶		

Part II-B

Compensation of the Five Highest Paid Independent Contractors for Other Services
(List each contractor who performed services other than professional services, whether individual or firms. If there are none, enter "None". See page 2 for instructions.)

(a) Name and address of each independent contractor paid more than \$50,000	(b) Type of service	(c) Compensation
None		
Total number of other contractors receiving over \$50,000 for other services ▶		

Part III **Statements About Activities** (See page 2 of the instructions.)

Yes **No**

1	During the year, has the organization attempted to influence national, state, or local legislation, include any attempt to influence public opinion on a legislative matter or referendum? If "Yes," enter the total expenses paid or incurred in connection with the lobbying activities ►\$ _____(Must equal amounts on line 38, Part VI-A, or line 1 of Part VI-B)	1		No
	Organizations that made an election under section 501(h) by filing Form 5768 must complete Part VI-A Other organizations checking "Yes" must complete Part VI-B AND attach a statement giving a detailed description of the lobbying activities			
2	During the year, has the organization, either directly or indirectly, engaged in any of the following acts with any substantial contributors, trustees, directors, officers, creators, key employees, or members of their families, or with any taxable organization with which any such person is affiliated as an officer, director, trustee, majority owner, or principal beneficiary? (If the answer to any question is "Yes," attach a detailed statement explaining the transactions.) 📎			
a	Sale, exchange, or leasing property?	2a	Yes	
b	Lending of money or other extension of credit?	2b	Yes	
c	Furnishing of goods, services, or facilities?	2c	Yes	
d	Payment of compensation (or payment or reimbursement of expenses if more than \$1,000)?	2d	Yes	
e	Transfer of any part of its income or assets?	2e		No
3a	Did the organization make grants for scholarships, fellowships, student loans, etc ? (If "Yes," attach an explanation of how the organization determines that recipients qualify to receive payments)	3a		No
b	Did the organization have a section 403(b) annuity plan for its employees?	3b		No
c	Did the organization receive or hold an easement for conservation purposes, including easements to preserve open space, the environment , historic land areas or structures? If "Yes" attach a detailed statement	3c		No
d	Did the organization provide credit counseling, debt management, credit repair, or debt negotiation services?	3d		No
4a	Did the organization maintain any donor advised funds? If "Yes," complete lines 4b through 4g If "No," complete lines 4f and 4g	4a		No
b	Did the organization make any taxable distributions under section 4966?	4b		No
c	Did the organization make a distribution to a donor, donor advisor, or related person?	4c		No
d	Enter the total number of donor advised funds owned at the end of the tax year ► _____			
e	Enter the aggregate value of assets held in all donor advised funds owned at the end of the tax year ► _____			
f	Enter the total number of separate funds or accounts owned at the end of the tax year (excluding donor advised funds included on line 4d) where donors have the right to provide advice on the distribution or investment of amounts in such funds or accounts ► 0 _____			
g	Enter the aggregate value of assets held in all funds or accounts included on line 4f at the end of the tax year ► 0 _____			

Part IV

Reason for Non-Private Foundation Status (See pages 4 through 7 of the instructions.)

I certify that the organization is not a private foundation because it is (Please check only **ONE** applicable box)

5

☐

A church, convention of churches, or association of churches Section 170(b)(1)(A)(i)

6

☐

A school Section 170(b)(1)(A)(ii) (Also complete Part V)

7

☐

A hospital or a cooperative hospital service organization Section 170(b)(1)(A)(iii)

8

☐

A federal, state, or local government or governmental unit Section 170(b)(1)(A)(v)

9

☐

A medical research organization operated in conjunction with a hospital Section 170(b)(1)(A)(iii) Enter the hospital's name, city, and state ▶

10

☐

An organization operated for the benefit of a college or university owned or operated by a governmental unit Section 170(b)(1)(A)(iv) (Also complete the **Support Schedule** in Part IV-A)

11a

☐

An organization that normally receives a substantial part of its support from a governmental unit or from the general public Section 170(b)(1)(A)(vi) (Also complete the **Support Schedule** in Part IV-A)

11b

☐

A community trust Section 170(b)(1)(A)(vi) (Also complete the **Support Schedule** in Part IV-A)

12

☐

An organization that normally receives (1) more than 331/3% of its support from contributions, membership fees, and gross receipts from activities related to its charitable, etc , functions—subject to certain exceptions, and (2) no more than 331/3% of its support from gross investment income and unrelated business taxable income (less section 511 tax) from businesses acquired by the organization after June 30, 1975 See section 509(a)(2) (Also complete the **Support Schedule** in Part IV-A)

13

☒

An organization that is not controlled by any disqualified persons (other than foundation managers) and otherwise meets the requirements of section 509(a)(3) Check the box that describes the type of supporting organization

☒ Type I

☐ Type II

☐ Type III - Functionally Integrated

☐ Type III - Other

Provide the following information about the supported organizations. (see page 7 of the instructions.)					
(a) Name(s) of supported organization(s)	(b) Employer identification number	(c) Type of organization (described in lines 5 through 12 above or IRC section)	(d) Is the supported organization listed in the supporting organization's governing documents?		(e) Amount of support?
			Yes	No	
KAISER FOUNDATION HOSPITALS	941105628	07	X		2755522
Total					2,755,522

14

☐

An organization organized and operated to test for public safety Section 509(a)(4) (See page 7 of the instructions)

Part IV-A Support Schedule

(Complete only if you checked a box on line 10, 11, or 12) Use cash method of accounting.

Note: You may use the worksheet in the instructions for converting from the accrual to the cash method of accounting.

Calendar year (or fiscal year beginning in)	(a) 2006	(b) 2005	(c) 2004	(d) 2003	(e) Total				
15 Gifts, grants, and contributions received (Do not include unusual grants See line 28)									
16 Membership fees received									
17 Gross receipts from admissions, merchandise sold or services performed, or furnishing of facilities in any activity that is related to the organization's charitable, etc , purpose									
18 Gross income from interest, dividends, amounts received from payments on securities loans (section 512(a)(5)), rents, royalties, and unrelated business taxable income (less section 511 taxes) from businesses acquired by the organization after June 30, 1975									
19 Net income from unrelated business activities not included in line 18									
20 Tax revenues levied for the organization's benefit and either paid to it or expended on its behalf									
21 The value of services or facilities furnished to the organization by a governmental unit without charge Do not include the value of services or facilities generally furnished to the public without charge									
22 Other income Attach a schedule Do not include gain or (loss) from sale of capital assets									
23 Total of lines 15 through 22									
24 Line 23 minus line 17									
25 Enter 1% of line 23									
26 Organizations described on lines 10 or 11:	a Enter 2% of amount in column (e), line 24				26a				
b Prepare a list for your records to show the name of and amount contributed by each person (other than a governmental unit or publicly supported organization) whose total gifts for 2002 through 2005 exceeded the amount shown in line 26a Do not file this list with your return. Enter the total of all these excess amounts					26b				
c Total support for section 509(a)(1) test Enter line 24, column (e)					26c				
d Add Amounts from column (e) for lines 18 19 22 26b					26d				
e Public support (line 26c minus line 26d total)					26e				
f Public support percentage (line 26e (numerator) divided by line 26c (denominator))					26f				
27 Organizations described on line 12:	a For amounts included in lines 15, 16, and 17 that were received from a "disqualified person," prepare a list for your records to show the name of, and total amounts received in each year from, each "disqualified person "								
Do not file this list with your return. Enter the sum of such amounts for each year									
(2006) (2005) (2004) (2003)									
b For any amount included in line 17 that was received from each person (other than "disqualified persons"), prepare a list for your records to show the name of, and amount received for each year, that was more than the larger of (1) the amount on line 25 for the year or (2) \$5,000 (Include in the list organizations described in lines 5 through 11b, as well as individuals) Do not file this list with your return. After computing the difference between the amount received and the larger amount described in (1) or (2), enter the sum of these differences (the excess amounts) for each year									
(2006) (2005) (2004) (2003)									
c Add Amounts from column (e) for lines 15 16 17 20 21					27c				
d Add Line 27a total and line 27b total					27d				
e Public support (line 27c total minus line 27d total)					27e				
f Total support for section 509(a)(2) test Enter amount from line 23, column (e)					27f				
g Public support percentage (line 27e (numerator) divided by line 27f (denominator))					27g				
h Investment income percentage (line 18, column (e) (numerator) divided by line 27f (denominator))					27h				
28 Unusual Grants: For an organization described in line 10, 11, or 12 that received any unusual grants during 2002 through 2005, prepare a list for your records to show, for each year, the name of the contributor, the date and amount of the grant, and a brief description of the nature of the grant Do not file this list with your return. Do not include these grants in line 15									


Part V Private School Questionnaire (See page 7 of the instructions.)


(To be completed ONLY by schools that checked the box on line 6 in Part IV)

29	Does the organization have a racially nondiscriminatory policy toward students by statement in its charter, bylaws, other governing instrument, or in a resolution of its governing body?		Yes	No	
		29			
	30	Does the organization include a statement of its racially nondiscriminatory policy toward students in all its brochures, catalogues, and other written communications with the public dealing with student admissions, programs, and scholarships?			
		30			
		31	Has the organization publicized its racially nondiscriminatory policy through newspaper or broadcast media during the period of solicitation for students, or during the registration period if it has no solicitation program, in a way that makes the policy known to all parts of the general community it serves?		
If "Yes," please describe, if "No," please explain (If you need more space, attach a separate statement)					
32	Does the organization maintain the following				
	a Records indicating the racial composition of the student body, faculty, and administrative staff?	32a			
	b Records documenting that scholarships and other financial assistance are awarded on racially nondiscriminatory basis?	32b			
	c Copies of all catalogues, brochures, announcements, and other written communications to the public dealing with student admissions, programs, and scholarships?	32c			
	d Copies of all material used by the organization or on its behalf to solicit contributions?	32d			
	If you answered "No" to any of the above, please explain (If you need more space, attach a separate statement)				
33	Does the organization discriminate by race in any way with respect to				
	a Students' rights or privileges?	33a			
	b Admissions policies?	33b			
	c Employment of faculty or administrative staff?	33c			
	d Scholarships or other financial assistance?	33d			
	e Educational policies?	33e			
	f Use of facilities?	33f			
	g Athletic programs?	33g			
	h Other extracurricular activities?	33h			
	If you answered "Yes" to any of the above, please explain (If you need more space, attach a separate statement)				
34a	Does the organization receive any financial aid or assistance from a governmental agency?	34a			
	b Has the organization's right to such aid ever been revoked or suspended?	34b			
	If you answered "Yes" to either 34a or b, please explain using an attached statement				
35	Does the organization certify that it has complied with the applicable requirements of sections 4 01 through 4 05 of Rev Proc 75-50, 1975-2 C B 587, covering racial nondiscrimination? If "No," attach an explanation	35			

Part VI-A

Lobbying Expenditures by Electing Public Charities (See page 9 of the instructions.)
(To be completed ONLY by an eligible organization that filed Form 5768)


Check  **a** ☐ if the organization belongs to an affiliated group

Check  **b** ☐ if you checked "a" and "limited control" provisions apply

Limits on Lobbying Expenditures		(a) Affiliated group totals	(b) To be completed for all electing organizations
(The term "expenditures" means amounts paid or incurred)			
36	Total lobbying expenditures to influence public opinion (grassroots lobbying)	36	
37	Total lobbying expenditures to influence a legislative body (direct lobbying)	37	
38	Total lobbying expenditures (add lines 36 and 37)	38	
39	Other exempt purpose expenditures	39	
40	Total exempt purpose expenditures (add lines 38 and 39)	40	
41	Lobbying nontaxable amount Enter the amount from the following table— <div><div>If the amount on line 40 is—</div><div>The lobbying nontaxable amount is—</div><div>Not over \$500,00020% of the amount on line 40</div><div>Over \$500,000 but not over \$1,000,000\$100,000 plus 15% of the excess over \$500,000</div><div>Over \$1,000,000 but not over \$1,500,000\$175,000 plus 10% of the excess over \$1,000,000</div><div>Over \$1,500,000 but not over \$17,000,000\$225,000 plus 5% of the excess over \$1,500,000</div><div>Over \$17,000,000\$1,000,000</div></div>	41	
42	Grassroots nontaxable amount (enter 25% of line 41)	42	
43	Subtract line 42 from line 36 Enter -0- if line 42 is more than line 36	43	0
44	Subtract line 41 from line 38 Enter -0- if line 41 is more than line 38	44	0
Caution: If there is an amount on either line 43 or line 44, you must file Form 4720.			

4-Year Averaging Period Under Section 501(h)

(Some organizations that made a section 501(h) election do not have to complete all of the five columns below
See the instructions for lines 45 through 50 on page 11 of the instructions)

	Lobbying Expenditures During 4-Year Averaging Period				
Calendar year (or fiscal year beginning in) 	(a) 2007	(b) 2006	(c) 2005	(d) 2004	(e) Total
45 Lobbying nontaxable amount					
46 Lobbying ceiling amount (150% of line 45(e))					
47 Total lobbying expenditures					
48 Grassroots nontaxable amount					
49 Grassroots ceiling amount (150% of line 48(e))					
50 Grassroots lobbying expenditures					

Part VI-B

Lobbying Activity by Nonelecting Public Charities
(For reporting only by organizations that did not complete Part VI-A) (See page 11 of the instructions.)

During the year, did the organization attempt to influence national, state or local legislation, including any attempt to influence public opinion on a legislative matter or referendum, through the use of	Yes	No	Amount
a Volunteers			
b Paid staff or management (Include compensation in expenses reported on lines c through h .)			
c Media advertisements			
d Mailings to members, legislators, or the public			
e Publications, or published or broadcast statements			
f Grants to other organizations for lobbying purposes			
g Direct contact with legislators, their staffs, government officials, or a legislative body			
h Rallies, demonstrations, seminars, conventions, speeches, lectures, or any other means			
i Total lobbying expenditures (Add lines c through h .)			
If "Yes" to any of the above, also attach a statement giving a detailed description of the lobbying activities			

Part VII

Information Regarding Transfers To and Transactions and Relationships With Noncharitable Exempt Organizations (See page 12 of the instructions.)

51 Did the reporting organization directly or indirectly engage in any of the following with any other organization described in section 501(c) of the Code (other than section 501(c)(3) organizations) or in section 527, relating to political organizations?

a Transfers from the reporting organization to a noncharitable exempt organization of

(i) Cash

(ii) Other assets

b Other transactions

(i) Sales or exchanges of assets with a noncharitable exempt organization

(ii) Purchases of assets from a noncharitable exempt organization

(iii) Rental of facilities, equipment, or other assets

(iv) Reimbursement arrangements

(v) Loans or loan guarantees

(vi) Performance of services or membership or fundraising solicitations

c Sharing of facilities, equipment, mailing lists, other assets, or paid employees

d If the answer to any of the above is "Yes," complete the following schedule. Column (b) should always show the fair market value of the goods, other assets, or services given by the reporting organization. If the organization received less than fair market value in any transaction or sharing arrangement, show in column (d) the value of the goods, other assets, or services received.

	Yes	No
51a(i)		No
a(ii)		No
b(i)		No
b(ii)		No
b(iii)		No
b(iv)		No
b(v)		No
b(vi)		No
c		No

(a) Line no	(b) Amount involved	(c) Name of noncharitable exempt organization	(d) Description of transfers, transactions, and sharing arrangements

52a Is the organization directly or indirectly affiliated with, or related to, one or more tax-exempt organizations described in section 501(c) of the Code (other than section 501(c)(3)) or in section 527?

Yes

No

b If "Yes," complete the following schedule

(a) Name of organization	(b) Type of organization	(c) Description of relationship
NA		

Schedule A (Form 990 or 990-EZ) 2007

Form

4562

Department of the Treasury
Internal Revenue Service

Depreciation and Amortization
(Including Information on Listed Property)

▶ See separate instructions. ▶ Attach to your tax return.

OMB No 1545-0172

2007

Attachment
Sequence No 67

Name(s) shown on return KAISER HOSPITAL ASSET MANAGEMENT INC	Business or activity to which this form relates	Identifying number 94-3299125
---	---	----------------------------------

Part I Election To Expense Certain Property Under Section 179

Note: If you have any listed property, complete Part V before you complete Part I.

1 Maximum amount See the instructions for a higher limit for certain businesses	1	\$ 125,000
2 Total cost of section 179 property placed in service (see instructions)	2	
3 Threshold cost of section 179 property before reduction in limitation	3	\$ 500,000
4 Reduction in limitation Subtract line 3 from line 2 If zero or less, enter -0-	4	
5 Dollar limitation for tax year Subtract line 4 from line 1 If zero or less, enter -0- If married filing separately, see instructions	5	

(a) Description of property	(b) Cost (business use only)	(c) Elected cost	
6			
7 Listed property Enter the amount from line 29	7		
8 Total elected cost of section 179 property Add amounts in column (c), lines 6 and 7	8		
9 Tentative deduction Enter the smaller of line 5 or line 8	9		
10 Carryover of disallowed deduction from line 13 of your 2006 Form 4562	10		
11 Business income limitation Enter the smaller of business income (not less than zero) or line 5 (see instructions)	11		
12 Section 179 expense deduction Add lines 9 and 10, but do not enter more than line 11	12		
13 Carryover of disallowed deduction to 2008 Add lines 9 and 10, less line 12 .▶	13		

Note: Do not use Part II or Part III below for listed property. Instead, use Part V.

Part II Special Depreciation Allowance and Other Depreciation (Do not include listed property) (See instructions)

14 Special allowance for qualified New York Liberty or Gulf Opportunity Zone property (other than listed property) and cellulosic biomass ethanol plant property placed in service during the tax year (see instructions)	14	
15 Property subject to section 168(f)(1) election	15	
16 Other depreciation (including ACRS)	16	

Part III MACRS Depreciation (Do not include listed property.) (See instructions.)

Section A

17 MACRS deductions for assets placed in service in tax years beginning before 2007	17	
18 If you are electing to group any assets placed in service during the tax year into one or more general asset accounts, check here ▶		

(a) Classification of property	(b) Month and year placed in service	(c) Basis for depreciation (business/investment use only—see instructions)	(d) Recovery period	(e) Convention	(f) Method	(g) Depreciation deduction
19a 3-year property						
b 5-year property						
c 7-year property						
d 10-year property						
e 15-year property						
f 20-year property						
g 25-year property			25 yrs		S/L	
h Residential rental property			27 5 yrs	MM	S/L	
			27 5 yrs	MM	S/L	
i Nonresidential real property			39 yrs	MM	S/L	
				MM	S/L	

Section C—Assets Placed in Service During 2007 Tax Year Using the Alternative Depreciation System						
20a Class life					S/L	
b 12-year			12 yrs		S/L	
c 40-year			40 yrs	MM	S/L	

Part IV Summary (see instructions)						
21 Listed property Enter amount from line 28	21					
22 Total. Add amounts from line 12, lines 14 through 17, lines 19 and 20 in column (g), and line 21 Enter here and on the appropriate lines of your return Partnerships and S corporations—see instr	22					
23 For assets shown above and placed in service during the current year, enter the portion of the basis attributable to section 263A costs	23					

Part V

Listed Property (Include automobiles, certain other vehicles, cellular telephones, certain computers, and property used for entertainment, recreation, or amusement.)
Note: For any vehicle for which you are using the standard mileage rate or deducting lease expense, complete **only** 24a, 24b, columns (a) through (c) of Section A, all of Section B, and Section C if applicable.

Section A—Depreciation and Other Information (Caution: See the instructions for limits for passenger automobiles.)

24a Do you have evidence to support the business/investment use claimed? <input type="checkbox"/> Yes <input checked="" type="checkbox"/> No						24b If "Yes," is the evidence written? <input type="checkbox"/> Yes <input checked="" type="checkbox"/> No		
(a) Type of property (list vehicles first)	(b) Date placed in service	(c) Business/ investment use percentage	(d) Cost or other basis	(e) Basis for depreciation (business/investment use only)	(f) Recovery period	(g) Method/ Convention	(h) Depreciation/ deduction	(i) Elected section 179 cost
25 Special allowance for qualified New York Liberty or Gulf Opportunity Zone property placed in service during the tax year and used more than 50% in a qualified business use (see instructions)						25		
26 Property used more than 50% in a qualified business use								
		%						
		%						
		%						
27 Property used 50% or less in a qualified business use								
		%			S/L -			
		%			S/L -			
		%			S/L -			
28 Add amounts in column (h), lines 25 through 27 Enter here and on line 21, page 1						28		
29 Add amounts in column (i), line 26 Enter here and on line 7, page 1							29	

Section B—Information on Use of Vehicles

Complete this section for vehicles used by a sole proprietor, partner, or other "more than 5% owner," or related person
If you provided vehicles to your employees, first answer the questions in Section C to see if you meet an exception to completing this section for those vehicles

30 Total business/investment miles driven during the year (do not include commuting miles)	(a) Vehicle 1	(b) Vehicle 2	(c) Vehicle 3	(d) Vehicle 4	(e) Vehicle 5	(f) Vehicle 6
31 Total commuting miles driven during the year						
32 Total other personal(noncommuting) miles driven						
33 Total miles driven during the year Add lines 30 through 32						
34 Was the vehicle available for personal use during off-duty hours?	Yes No	Yes No	Yes No	Yes No	Yes No	Yes No
35 Was the vehicle used primarily by a more than 5% owner or related person?						
36 Is another vehicle available for personal use?						

Section C—Questions for Employers Who Provide Vehicles for Use by Their Employees

Answer these questions to determine if you meet an exception to completing Section B for vehicles used by employees who **are not** more than 5% owners or related persons (see instructions)

37 Do you maintain a written policy statement that prohibits all personal use of vehicles, including commuting, by your employees?	Yes	No
38 Do you maintain a written policy statement that prohibits personal use of vehicles, except commuting, by your employees? See the instructions for vehicles used by corporate officers, directors, or 1% or more owners		
39 Do you treat all use of vehicles by employees as personal use?		
40 Do you provide more than five vehicles to your employees, obtain information from your employees about the use of the vehicles, and retain the information received?		
41 Do you meet the requirements concerning qualified automobile demonstration use? (See instructions)		
Note: If your answer to 37, 38, 39, 40, or 41 is "Yes," do not complete Section B for the covered vehicles		

Part VI Amortization

(a) Description of costs	(b) Date amortization begins	(c) Amortizable amount	(d) Code section	(e) A mortization period or percentage	(f) A mortization for this year
42 A mortization of costs that begins during your 2007 tax year (see instructions)					
43 A mortization of costs that began before your 2007 tax year				43	
44 Total. Add amounts in column (f) See the instructions for where to report				44	

Form

4562

Department of the Treasury
Internal Revenue Service

Depreciation and Amortization
(Including Information on Listed Property)

See separate instructions. Attach to your tax return.

OMB No 1545-0172

2007

Attachment
Sequence No 67

Name(s) shown on return KAISER HOSPITAL ASSET MANAGEMENT INC	Business or activity to which this form relates EXCESS EQUIPT LEASE	Identifying number 94-3299125
---	--	----------------------------------

Part I Election To Expense Certain Property Under Section 179

Note: If you have any listed property, complete Part V before you complete Part I.

1 Maximum amount See the instructions for a higher limit for certain businesses	1	\$ 125,000
2 Total cost of section 179 property placed in service (see instructions)	2	
3 Threshold cost of section 179 property before reduction in limitation	3	\$ 500,000
4 Reduction in limitation Subtract line 3 from line 2 If zero or less, enter -0-	4	
5 Dollar limitation for tax year Subtract line 4 from line 1 If zero or less, enter -0- If married filing separately, see instructions	5	

(a) Description of property	(b) Cost (business use only)	(c) Elected cost	
6			
7 Listed property Enter the amount from line 29	7		
8 Total elected cost of section 179 property Add amounts in column (c), lines 6 and 7	8		
9 Tentative deduction Enter the smaller of line 5 or line 8	9		
10 Carryover of disallowed deduction from line 13 of your 2006 Form 4562	10		
11 Business income limitation Enter the smaller of business income (not less than zero) or line 5 (see instructions)	11		
12 Section 179 expense deduction Add lines 9 and 10, but do not enter more than line 11	12		
13 Carryover of disallowed deduction to 2008 Add lines 9 and 10, less line 12 .	13		

Note: Do not use Part II or Part III below for listed property. Instead, use Part V.

Part II Special Depreciation Allowance and Other Depreciation (Do not include listed property) (See instructions)

14 Special allowance for qualified New York Liberty or Gulf Opportunity Zone property (other than listed property) and cellulosic biomass ethanol plant property placed in service during the tax year (see instructions)	14	
15 Property subject to section 168(f)(1) election	15	
16 Other depreciation (including ACRS)	16	

Part III MACRS Depreciation (Do not include listed property.) (See instructions.)

Section A

17 MACRS deductions for assets placed in service in tax years beginning before 2007	17	410,837
18 If you are electing to group any assets placed in service during the tax year into one or more general asset accounts, check here		

(a) Classification of property	(b) Month and year placed in service	(c) Basis for depreciation (business/investment use only—see instructions)	(d) Recovery period	(e) Convention	(f) Method	(g) Depreciation deduction
19a 3-year property						
b 5-year property						
c 7-year property						
d 10-year property						
e 15-year property						
f 20-year property						
g 25-year property			25 yrs		S/L	
h Residential rental property			27 5 yrs	MM	S/L	
i Nonresidential real property			27 5 yrs	MM	S/L	
			39 yrs	MM	S/L	
				MM	S/L	

Section C—Assets Placed in Service During 2007 Tax Year Using the Alternative Depreciation System						
20a Class life					S/L	
b 12-year			12 yrs		S/L	
c 40-year			40 yrs	MM	S/L	

Part IV Summary (see instructions)

21 Listed property Enter amount from line 28	21	
22 Total. Add amounts from line 12, lines 14 through 17, lines 19 and 20 in column (g), and line 21 Enter here and on the appropriate lines of your return Partnerships and S corporations—see instr	22	410,837
23 For assets shown above and placed in service during the current year, enter the portion of the basis attributable to section 263A costs	23	

Part V

Listed Property (Include automobiles, certain other vehicles, cellular telephones, certain computers, and property used for entertainment, recreation, or amusement.)
Note: For any vehicle for which you are using the standard mileage rate or deducting lease expense, complete **only** 24a, 24b, columns (a) through (c) of Section A, all of Section B, and Section C if applicable.

Section A—Depreciation and Other Information (Caution: See the instructions for limits for passenger automobiles.)

24a Do you have evidence to support the business/investment use claimed? <input type="checkbox"/> Yes <input type="checkbox"/> No						24b If "Yes," is the evidence written? <input type="checkbox"/> Yes <input type="checkbox"/> No		
(a) Type of property (list vehicles first)	(b) Date placed in service	(c) Business/ investment use percentage	(d) Cost or other basis	(e) Basis for depreciation (business/investment use only)	(f) Recovery period	(g) Method/ Convention	(h) Depreciation/ deduction	(i) Elected section 179 cost
25 Special allowance for qualified New York Liberty or Gulf Opportunity Zone property placed in service during the tax year and used more than 50% in a qualified business use (see instructions)						25		
26 Property used more than 50% in a qualified business use								
		%						
		%						
		%						
27 Property used 50% or less in a qualified business use								
		%			S/L -			
		%			S/L -			
		%			S/L -			
28 Add amounts in column (h), lines 25 through 27 Enter here and on line 21, page 1						28		
29 Add amounts in column (i), line 26 Enter here and on line 7, page 1							29	

Section B—Information on Use of Vehicles

Complete this section for vehicles used by a sole proprietor, partner, or other "more than 5% owner," or related person
If you provided vehicles to your employees, first answer the questions in Section C to see if you meet an exception to completing this section for those vehicles

30 Total business/investment miles driven during the year (do not include commuting miles)	(a) Vehicle 1	(b) Vehicle 2	(c) Vehicle 3	(d) Vehicle 4	(e) Vehicle 5	(f) Vehicle 6
31 Total commuting miles driven during the year						
32 Total other personal(noncommuting) miles driven						
33 Total miles driven during the year Add lines 30 through 32						
34 Was the vehicle available for personal use during off-duty hours?	Yes No	Yes No	Yes No	Yes No	Yes No	Yes No
35 Was the vehicle used primarily by a more than 5% owner or related person?						
36 Is another vehicle available for personal use?						

Section C—Questions for Employers Who Provide Vehicles for Use by Their Employees

Answer these questions to determine if you meet an exception to completing Section B for vehicles used by employees who **are not** more than 5% owners or related persons (see instructions)

37 Do you maintain a written policy statement that prohibits all personal use of vehicles, including commuting, by your employees?	Yes	No
38 Do you maintain a written policy statement that prohibits personal use of vehicles, except commuting, by your employees? See the instructions for vehicles used by corporate officers, directors, or 1% or more owners		
39 Do you treat all use of vehicles by employees as personal use?		
40 Do you provide more than five vehicles to your employees, obtain information from your employees about the use of the vehicles, and retain the information received?		
41 Do you meet the requirements concerning qualified automobile demonstration use? (See instructions)		
Note: If your answer to 37, 38, 39, 40, or 41 is "Yes," do not complete Section B for the covered vehicles		

Part VI Amortization

(a) Description of costs	(b) Date amortization begins	(c) Amortizable amount	(d) Code section	(e) A mortization period or percentage	(f) A mortization for this year
42 A mortization of costs that begins during your 2007 tax year (see instructions)					
43 A mortization of costs that began before your 2007 tax year				43	
44 Total. Add amounts in column (f) See the instructions for where to report				44	

TY 2007 Other Assets Schedule

Name: KAISER HOSPITAL ASSET MANAGEMENT INC

EIN: 94-3299125

Description	Beginning of Year Amount	End of Year Amount
LONG-TERM NOTES RECEIVABLE	7,690,304	12,650,495
LONG-TERM DEPOSITS	8,360,005	1,884,412

TY 2007 Other Changes in Net Assets Schedule

Name: KAISER HOSPITAL ASSET MANAGEMENT INC

EIN: 94- 3299125

Description	Amount
CAPITAL INFUSION	144,000,000
DEPRECIATION DIFFERENCE - BOOK VS TAX	58,373

TY 2007 Other Liabilities Schedule

Name: KAISER HOSPITAL ASSET MANAGEMENT INC

EIN: 94-3299125

Description	Beginning of Year Amount	End of Year Amount
INTER-REGIONAL PAYABLE	0	4,932,691
DUE TO KAISER FDN HOSPITALS	1,999	0
DUE TO KAISER FDN HEALTH PLAN	22,699,691	23,315,066

TY 2007 Self Dealing Statement**Name:** KAISER HOSPITAL ASSET MANAGEMENT INC**EIN:** 94- 3299125

Line Number	Explanation
2a	AS REFLECTED IN STATEMENT LINE 80, KAISER HOSPITAL ASSET MANAGEMENT, INC. IS RELATED TO OTHER ORGANIZATIONS, EXEMPT AND NON-EXEMPT. DURING THE YEAR IN THE NORMAL COURSE OF BUSINESS, IN CARRYING OUT THE EXEMPT PURPOSE OF THE ORGANIZATION, KAISER HOSPITAL ASSET MANAGEMENT, INC. MAY HAVE ENTERED INTO LEASES, THE EXTENSION OF CREDIT, AND/OR THE FURNISHING OF SERVICES, GOODS, OR FACILITIES WITH THESE ORGANIZATIONS. KAISER HOSPITAL ASSET MANAGEMENT, INC. MAY HAVE ALSO ENTERED INTO THESE TYPES OF TRANSACTIONS WITH ORGANIZATIONS WHOSE OFFICERS ARE BOARD MEMBERS OF KAISER HOSPITAL ASSET MANAGEMENT INC., SUCH TRANSACTIONS WOULD HAVE BEEN AT A PRICE WHICH IS NOT LESS THAN COST OR MORE THAN FAIR MARKET VALUE.
2b	SEE ANSWER TO SCHEDULE A, PART III QUESTION 2A
2c	SEE ANSWER TO SCHEDULE A, PART III QUESTION 2A
2d	FORM 990, PART V

KAISER HOSPITAL ASSET MANAGEMENT, INC.
94-3299125
12/31/2007

STATEMENT FORM 990 PART V-A - LIST OF OFFICERS, DIRECTORS, TRUSTEES, AND KEY EMPLOYEES

NAME AND ADDRESS	TITLE/ HOURS	(C-1) COMPENSATION PRE-2007		(C2) COMPENSATION 2007		(D1) BENEFIT 2007		(D2) BENEFIT PAID 2008		(E) OTHER PAYMENTS	
		See Notes 3 & 4		See Notes 3 & 4		See Notes 3, 4 & 5		See Notes 3, 4 & 5		See notes 3, 4 & 6	
DIRECTORS:											
THOMAS R MEIER	DIRECTOR & CHAIR	SEE BELOW	0	SEE BELOW	0	SEE BELOW	0	SEE BELOW	0	SEE BELOW	0
KATHRYN LANCASTER	DIRECTOR	SEE BELOW	0	SEE BELOW	0	SEE BELOW	0	SEE BELOW	0	SEE BELOW	0
HONG-SZE YU	DIRECTOR	SEE BELOW	0	SEE BELOW	0	SEE BELOW	0	SEE BELOW	0	SEE BELOW	0
OFFICERS AND KEY EMPLOYEES:											
THOMAS R MEIER	PRESIDENT	0	0	0	0	0	0	0	0	0	0
KATHRYN LANCASTER	SVP & CFO	0	0	0	0	0	0	0	0	0	0
STEVEN ZATKIN	SECRETARY	0	0	0	0	0	0	0	0	0	0
DEBORAH STOKES	VP & CONTROLLER	0	0	0	0	0	0	0	0	0	0
VICTORIA B ZATKIN	ASSISTANT SECRETARY	0	0	0	0	0	0	0	0	0	0

NOTES: See following page for notes applicable to the above reporting.

KAISER HOSPITAL ASSET MANAGEMENT, INC.

94-3299125

12/31/2007

STATEMENT FORM 990 PART V, LINE 75c - LIST OF OFFICERS, DIRECTORS, TRUSTEES, AND KEY EMPLOYEES

NAME AND ADDRESS	(C1) COMPENSATION PRE-2007 See Notes 3 & 4	(C2) COMPENSATION 2007 See Notes 3 & 4	(D1) BENEFIT 2,007 See Notes 3, 4 & 5	(D2) BENEFIT PAID 2008 See Notes 3, 4 & 5	(E) OTHER PAYMENTS See notes 3, 4 & 6
HONG-SZE YU	0	182,216	43,430	36,403	0
THOMAS R MEIER	99,126	362,009	132,515	219,308	0
KATHYRN LANCASTER	120,549	980,678	296,679	607,349	0
STEVEN ZATKIN	735,427	809,468	550,980	592,290	0
DEBORAH STOKES	80,000	417,115	113,287	178,237	0
VICTORIA B ZATKIN	4,470	219,697	64,104	48,094	0

NOTES: See following page for notes applicable to the above reporting.

NOTES for current and future compensation, benefits and other reimbursements.

Note #1 - This Organization is one of the corporate entities listed on Part VI, Line 80 "Related and Controlled Entities" which is included as a part of this return. This Organization is a participating member of a vertically integrated direct service prepaid health care program.

Note #2 - The Officers and Directors can be contacted in care of:

Kaiser Foundation Health Plan, Inc.
Program Office Controller's Department
One Kaiser Plaza, Suite 15L Ordway
Oakland, CA 94612

Note #3 - The executive compensation program for Kaiser Foundation Health Plan, Inc. and Subsidiaries and Kaiser Foundation Hospitals and Subsidiaries (KFHP/H) is designed to recruit, retain and motivate qualified senior management personnel. Senior management personnel have a significant impact on the strategic and policy direction and results of the organization. Therefore, the executive compensation program is, to a significant degree, performance-based. The compensation program is reviewed annually by an independent committee of the Board of Directors of KFHP/H, which evaluates and approves all programs and payments to executives.

Base pay for executive positions is established at a level comparable to the relevant market. In addition, other components of the compensation program bear 'at-risk' features designed to focus on strategically important performance goals and to assist in attracting and retaining top performers. The executive compensation program is targeted at the median of the comparable external market in which the organization competes for executive leadership. The compensation program focuses on objectives in the areas of quality of member care and service, financial soundness, and the community and social mission of the organization.

Note #4 - Compensation, benefit plan contributions and reimbursement for certain expenses (collectively referred to as "compensation") of Directors, Officers and Key Employees are paid by Kaiser Foundation Health Plan, Inc. (Health Plan) [94-1340523] as common paymaster and disbursement agent for the participating member organizations of KFHP/H. Certain Directors, Officers and/or Key Employees perform services for several of the KFHP/H member organizations.

Some of the amounts shown as Compensation were actually earned in years prior to 2007. This compensation is effectively reported in Part V twice – once in the year deferred and again in the year paid. However, the compensation is only paid once. The disclosure rules mandate that significant amounts of compensation are double-counted in both 2006 and 2007. For instance, column C1 includes distributions from retirement, savings and deferred compensation plans that were earned in prior years, and column D2 includes incentive payments scheduled for 2008 for performance goals achieved in 2007.

Note #5 – The Organization offers various benefit plans, both qualified and non-qualified. Among the benefits offered to the officers listed on Form 990, Part V-A line 75 c are a qualified Defined Benefit Plan (Plan A), a qualified Defined Contribution Plan (Plan B), a Section 403(b) Tax Sheltered Annuity Plan (TSA), a Section 457(b) Deferred Compensation Plan (CAP), and health and welfare benefit plans. Included in Benefits reported for this purpose are the value of the annual contributions to Plan B, TSA, CAP and certain health and welfare benefit plans. Estimates

for 2007 accruals for future benefits under Plan A are included in column D1. Individual values for post retirement health and welfare benefits are reported at the time of retirement.

For other benefit plans available to executives which provide future benefits earned during 2007 (where the specific amounts are available and determinable by the time this tax report is filed), the amount is included in the Benefits column D1 reported in this return. Amounts determinable at year-end under termination of employment arrangements calling for a stream-of-payments in a subsequent year are included in the D1 Benefit Plans column for this purpose. Individuals noted with (*) may have amounts included by reason of termination of employment and from benefit plan accounts that were previously earned.

Note #6 - The amounts reported as Expense Account/ Other Allowance include amounts for reimbursement of expenses. Under IRS rules, ordinary and necessary business expenditures such as travel, transportation, lodging, meals, business meetings and conferences are not included here. These items are reimbursed on an accountable plan basis, consistent with policies and procedures based on prudent fiduciary responsibilities and standards. The policies under which these individuals account to the payer meet the substantiation requirements of Internal Revenue Code Section 274. This reporting includes taxable moving and relocation reimbursements and allowances.

Note #7 - The average weekly time spent by Board members on the organization's affairs during 2007 is estimated to be one hour. This number was calculated by rounding up to the nearest whole number. Actual time spent by Board member may vary based on different responsibilities during the year. Key employees, who work full-time, may work in excess of the standard 40-hour work week and will work on various entities within the program.

STATEMENT OF FIXED ASSETS AND DEPRECIATION

FORM 990 PART IV, LINE 57 - LAND, BUILDING AND EQUIPMENT,
LESS ACCUMULATED DEPRECIATION AND AMORTIZATION; AND
PART II, LINE 42, COLUMN (B) - DEPRECIATION AND AMORTIZATION EXPENSE

	COST		ACCUMULATED DEPREC/AMORT		2006
	BEGINNING OF YEAR	END OF YEAR	BEGINNING OF YEAR	END OF YEAR	DEP/AMORT EXPENSE
LAND	0	0	0	0	0
LAND IMPROVEMENTS	0	0	0	0	0
BUILDINGS	0	0	0	0	0
LEASEHOLD IMPROVEMENTS	0	0	0	0	0
EQUIPMENT	915,519,542	1,092,869,478	292,722,020	373,741,636	116,607,343
CAPITALIZED SOFTWARE	5,680,065	11,306,195	3,044,068	4,660,611	3,476,315
CAPITALIZED LEASES	0	0	0	0	0
CONSTRUCTION IN PROGRESS	0	0	0	0	0
TOTALS TO:					
PART IV, LINE 57(A)	<u>921,199,607</u>	<u>1,104,175,673</u>			
PART IV, LINE 57(B)			<u>295,766,088</u>	<u>378,402,247</u>	
PART IV, LINE 57(C)	<u>625,433,519</u>	<u>725,773,426</u>			
PART II, LINE 42 DEPRECIATION, DEPLETION, ETC.					<u>120,083,658</u>

KAISER HOSPITAL ASSET MANAGEMENT, INC.
94-3299125
December 31, 2007

FAMILY AFFILIATIONS REPORTED

<u>NAME</u>	<u>FAMILY MEMBER AFFILIATION</u>
STEVE R ZATKIN	SPOUSE EMPLOYEE OF KFHP INC.
VICTORIA B ZATKIN	SPOUSE, SR. VP, GENERAL COUNSEL AND SECRETARY OF KFHP, KFHP INC. AND REGIONAL HEALTH PLANS

KAISER HOSPITALS ASSET MANAGEMENT, INC.

94-3299125

DECEMBER 31, 2007

ATTACHMENT FOR:

FORM 990 PART VI, QUESTION 80 - RELATED AND AFFILIATED ENTITIES

**KAISER FOUNDATION HEALTH PLAN, INC. AND KAISER FOUNDATION HOSPITALS, CALIFORNIA
NOT-FOR PROFIT CORPORATIONS, EXEMPT FROM INCOME TAX UNDER INTERNAL REVENUE CODE
SECTION 501(C)(3), HAVE A CONTROLLING OR AFFILIATED INTEREST IN THE FOLLOWING CORPORATIONS
AS OF DECEMBER 31, 2007:**

EMPLOYER ID #	ENTITY NAME	DIRECT & INDIRECT % CONTROLLED BY KFHP, INC.
SUBSIDIARY ENTITIES THAT ARE OWNED DIRECTLY OR INDIRECTLY BY KAISER FOUNDATION HEALTH PLAN, INC., THAT ARE ALSO EXEMPT FROM FEDERAL INCOME TAX UNDER IRC 501(C)(3):		
93-0798039	KAISER FOUNDATION HEALTH PLAN OF THE NORTHWEST	100%
84-0591617	KAISER FOUNDATION HEALTH PLAN OF COLORADO	100%
58-1592076	KAISER FOUNDATION HEALTH PLAN OF GEORGIA, INC	100%
52-0954463	KAISER FOUNDATION HEALTH PLAN OF THE MID-ATLANTIC STATES, INC.	100%
34-0922268	KAISER FOUNDATION HEALTH PLAN OF OHIO	100%
23-7425486	COMMUNITY HEALTH PLAN	100%
94-3299124	KAISER HEALTH PLAN ASSET MANAGEMENT, INC.	100%
93-0954562	KAISER HEALTH ALTERNATIVES	100%
94-3299123	CAMP BOWIE SERVICE CENTER	100%
93-0480268	OHP	100%
91-2171891	LOKAHI ASSURANCE, LTD.	100%
SUBSIDIARY ENTITIES THAT ARE OWNED DIRECTLY OR INDIRECTLY BY KAISER FOUNDATION HEALTH PLAN, INC. THAT ARE TAXABLE FOR FEDERAL AND STATE INCOME TAX PURPOSES:		
03-0329760	OAK TREE ASSURANCE, LTD.	100%
94-3113684	KAISER PERMANENTE HEALTH ALTERNATIVES, INC	100%
94-3259432	KAISER PROPERTIES SERVICES, INC.	100%
91-1814507	CHP COMPANIES, INC.	100%
KAISER FOUNDATION HEALTH PLAN, INC. IS AFFILIATED WITH THE FOLLOWING ENTITIES EXEMPT FROM FEDERAL INCOME TAX UNDER IRC SECTION 501(C)(3):		
94-1105628	KAISER FOUNDATION HOSPITALS	*(1) N/A
94-3299125	KAISER HOSPITALS ASSET MANAGEMENT, INC	*(2) N/A
KAISER FOUNDATION HEALTH PLAN, INC. IS AFFILIATED WITH THE FOLLOWING ENTITIES THAT ARE NOT EXEMPT FROM FEDERAL INCOME TAX:		
94-3245176	KAISER PERMANENTE INTERNATIONAL	*(2) N/A
91-2166347	KP ONCALL, LLC (elected to be treated as a disregarded entity for tax purposes)	*(2) N/A
20-3774729	ARCHIMEDES, INC.	*(2) N/A
20-3924985	HEALTH CARE MANAGEMENT SOLUTIONS, LLC	*(2) N/A
94-3203402	KAISER PERMANENTE INSURANCE COMPANY	*(3) 50%
N/A	HAMI - COLORADO, LLC (elected to be treated as a disregarded entity for tax purposes)	*(4) N/A
20-2712661	KP CAL, LLC (elected to be treated as a disregarded entity for tax purposes)	100%
NOTE *(1)	KAISER FOUNDATION HOSPITALS, A CALIFORNIA NOT-FOR-PROFIT CORPORATION, EXEMPT FROM INCOME TAX UNDER THE PROVISIONS OF INTERNAL REVENUE CODE SECTION 501(C)(3), SHARES A COMMON BOARD OF DIRECTORS WITH KAISER FOUNDATION HEALTH PLAN, INC.	
NOTE *(2)	THESE ENTITIES ARE SUBSIDIARIES OF KAISER FOUNDATION HOSPITALS.	
NOTE *(3)	KAISER PERMANENTE INSURANCE COMPANY IS A NON-EXEMPT LIFE, ACCIDENT AND HEALTH INSURANCE COMPANY OF WHICH 100% OF THE PREFERRED STOCK AND 50% OF THE COMMON STOCK ARE OWNED BY KAISER FOUNDATION HEALTH PLAN, INC. THE REMAINING 50% OF COMMON STOCK IS OWNED BY NON-AFFILIATED PHYSICIANS PRACTICE GROUPS.	
NOTE *(4)	HAMI - COLORADO, LLC - THE SOLE MEMBER OF THIS LIMITED LIABILITY COMPANY IS KAISER HOSPITALS ASSET MANAGEMENT, INC.	

THE COMMON ADDRESS FOR ALL ENTITIES LISTED ABOVE IS:

C/O KAISER FOUNDATION HEALTH PLAN, INC
PROGRAM OFFICE CONTROLLER'S DEPARTMENT - TAX
ONE KAISER PLAZA, 1550 ORDMAN
OAKLAND, CA 94612

FORM 990 PART I, LINE 8.C, COLUMN (B)
GAIN OR (LOSS) FROM SALES OF ASSETS OTHER THAN INVENTORY

DESCRIPTION	DATE ACQUIRED (NOTE #1)	DATE SOLD	SALES PRICE	COST/ EXPENSE OF SALE	ACCUM DEPREC	GAIN OR (LOSS)
All Sales were to Kaiser Foundation Hospitals (Except as Noted)						
Sales Price Under \$10,000						
Tonometer, Applanation	02/21/2001	12/31/2007	143	1,265	1,001	-121
Gamma Camera Upgrade	04/03/2001	12/31/2007	143	40,958	31,572	-9,243
X-Ray Unit, Network Upgrade	05/08/2001	12/31/2007	143	17,872	13,590	-4,139
CONTROLLER CAMERA DYONIK	06/21/2003	12/31/2007	143	152,897	122,317	-30,436
Chair, Podiatry	02/02/2001	12/31/2007	214	5,801	4,592	-994
Dicom Modality Worklist	02/06/2004	12/31/2007	250	15,000	15,000	250
Cart, Level Wash	12/18/1998	12/31/2007	300	2,925	2,925	300
Cart, Level Wash	12/18/1998	12/31/2007	300	2,925	2,925	300
Instrument Package	04/12/2002	12/31/2007	400	5,745	5,745	400
ECG Gate W/Recorder	03/24/2001	12/31/2007	429	7,100	5,547	-1,125
Osmometer	06/08/2001	12/31/2007	429	5,030	3,773	-829
FORMS DETACHER	06/23/2001	12/31/2007	429	5,332	3,999	-904
Monitor, Encore 202	03/31/2001	12/31/2007	500	6,984	5,456	-1,028
Computer, Winstation Upgrade	02/12/2002	12/31/2007	500	28,593	28,593	500
Computer, Winstation Upgrade	02/12/2002	12/31/2007	500	23,882	23,882	500
Scanner, Document	03/31/2004	12/31/2007	500	18,635	18,635	500
Instrument Set, Surgical	03/14/2002	12/31/2007	560	12,667	12,667	560
Analyzer, I-Stat	03/15/2001	12/31/2007	564	9,111	7,118	-1,429
Analyzer, Istat w/Printer	03/15/2001	12/31/2007	564	9,111	7,118	-1,429
Analyzer, I-Stat	04/06/2001	12/31/2007	564	6,643	5,121	-958
Analyzer, I-Stat	04/06/2001	12/31/2007	564	6,643	5,121	-958
Analyzer, I-Stat	04/06/2001	12/31/2007	564	6,643	5,121	-958
Analyzer, I-Stat	05/09/2001	12/31/2007	564	8,751	6,654	-1,532
Analyzer, I-Stat	05/09/2001	12/31/2007	564	8,751	6,654	-1,532
Colposcope, Upright	02/15/2001	12/31/2007	571	6,300	4,988	-741
Projector, Eye Chart	02/21/2001	12/31/2007	571	3,421	2,708	-141
Projector, Eye Chart	02/21/2001	12/31/2007	571	3,421	2,708	-141
Electrosurgical Unit	03/23/2001	12/31/2007	571	6,578	5,139	-867
Infusion System, Synchronomed	04/21/2001	12/31/2007	571	6,995	5,392	-1,032
Monitor, ECG w/Printer	04/28/2001	12/31/2007	571	7,563	5,830	-1,162
MEGA-HIGH DEFINITION PRINTI	05/01/2001	12/31/2007	571	8,692	6,609	-1,511
MEGA-HIGH DEFINITION PRINTI	05/01/2001	12/31/2007	571	8,692	6,609	-1,511
X-RAY UNIT, PODIATRY 73502	05/01/2001	12/31/2007	571	8,450	6,426	-1,453
ELECTROSURGICAL UNIT 6062	05/12/2001	12/31/2007	571	6,541	4,974	-996
COLPOSCOPE 746343	05/23/2001	12/31/2007	571	6,195	4,711	-913
COLPOSCOPE 746298	05/23/2001	12/31/2007	571	6,195	4,711	-913
Mid Base Foot Unit	05/31/2001	12/31/2007	571	6,319	4,805	-943
Stretcher, Gynnie	06/16/2001	12/31/2007	571	5,232	3,924	-737
Stretcher, Gynnie	06/16/2001	12/31/2007	571	5,232	3,924	-737
Stretcher, Gynnie	06/16/2001	12/31/2007	571	5,232	3,924	-737
Stretcher, Gynnie	06/16/2001	12/31/2007	571	5,232	3,924	-737
Analyzer, I-Stat	06/22/2001	12/31/2007	571	7,058	5,294	-1,193
Large Bone Eqpt	04/23/2003	12/31/2007	571	6,839	5,699	-568
Large Bone Eqpt	04/23/2003	12/31/2007	571	6,839	5,699	-568
Large Bone Eqpt	04/23/2003	12/31/2007	571	6,839	5,699	-568
Scrubber	06/03/2003	12/31/2007	571	5,402	4,322	-509
Laryngoscope	10/15/2004	12/31/2007	571	11,400	10,133	-695
Cardiac Pump	02/24/1999	12/31/2007	600	59,742	59,742	600
Drill, Oston	02/07/2002	12/31/2007	600	9,603	9,603	600

FORM 990 PART I, LINE 8.C, COLUMN (B)
GAIN OR (LOSS) FROM SALES OF ASSETS OTHER THAN INVENTORY

DESCRIPTION	DATE ACQUIRED (NOTE #1)	DATE SOLD	SALES PRICE	COST/ EXPENSE OF SALE	ACCUM DEPREC	GAIN OR (LOSS)
Drill, Osteon	02/07/2002	12/31/2007	600	9,603	9,603	600
Telemetry System Upgrade	04/12/2002	12/31/2007	600	59,522	59,522	600
Modular Poser Inst. System	04/23/2002	12/31/2007	600	14,298	14,298	600
Zymed Software	12/22/2004	12/31/2007	600	53,181	44,318	-8,264
DEFIBRILLATOR M3860A 70777	03/08/2001	12/31/2007	607	7,056	5,512	-936
Defibrillator, Heartstream FR2	03/22/2001	12/31/2007	607	2,323	1,815	99
Defibrillator, Heartstream FR2	03/22/2001	12/31/2007	607	2,323	1,815	99
Defibrillator, Heartstream FR2	03/22/2001	12/31/2007	607	2,323	1,815	99
Defibrillator, Heartstream FR2	03/22/2001	12/31/2007	607	2,323	1,815	99
Defibrillator, Heartstream FR2	03/22/2001	12/31/2007	607	2,323	1,815	99
Defibrillator, Heartstream FR2	03/22/2001	12/31/2007	607	2,323	1,815	99
Defibrillator, Heartstream FR2	03/22/2001	12/31/2007	607	2,323	1,815	99
Defibrillator, Heartstream FR2	03/22/2001	12/31/2007	607	2,323	1,815	99
Defibrillator, Heartstream FR2	03/22/2001	12/31/2007	607	2,323	1,815	99
Blood Gas Analyzer	02/02/2001	12/31/2007	643	5,008	3,965	-401
Blood Gas Analyzer	02/02/2001	12/31/2007	643	5,008	3,965	-401
Blood Gas Analyzer	02/02/2001	12/31/2007	643	5,008	3,965	-401
Blood Gas Analyzer	02/02/2001	12/31/2007	643	5,008	3,965	-401
Pacemaker, cardiac, external	05/23/2001	12/31/2007	643	2,500	1,901	44
Pacemaker, cardiac, external	05/23/2001	12/31/2007	643	2,500	1,901	44
Printer, Laser	02/20/2004	12/31/2007	700	10,554	10,554	700
PACS Workstation	08/27/2004	12/31/2007	700	15,536	13,378	-1,458
PACS Workstation	08/27/2004	12/31/2007	700	15,536	13,378	-1,458
Diagnostic Workstation	10/01/2004	12/31/2007	700	15,114	13,435	-979
Diagnostic Workstation	10/01/2004	12/31/2007	700	15,114	13,435	-979
Diagnostic Workstation	10/01/2004	12/31/2007	700	15,114	13,435	-979
Diagnostic Workstation	10/01/2004	12/31/2007	700	15,114	13,435	-979
Diagnostic Workstation	10/01/2004	12/31/2007	700	15,114	13,435	-979
Diagnostic Workstation	10/01/2004	12/31/2007	700	15,114	13,435	-979
Diagnostic Workstation	10/01/2004	12/31/2007	700	15,114	13,435	-979
Diagnostic Workstation	10/01/2004	12/31/2007	700	15,114	13,435	-979
Medical Computer	10/07/2004	12/31/2007	700	15,490	12,908	-1,882
Medical Computer	10/07/2004	12/31/2007	700	15,490	12,908	-1,882
Medical Computer	10/28/2004	12/31/2007	700	13,772	12,242	-830
Medical Computer	10/28/2004	12/31/2007	700	13,772	12,242	-830
Medical Computer	10/28/2004	12/31/2007	700	13,772	12,242	-830
Medical Computer	10/28/2004	12/31/2007	700	13,772	12,242	-830
Medical Computer	10/28/2004	12/31/2007	700	14,041	12,481	-860
Medical Computer	10/28/2004	12/31/2007	700	14,041	12,481	-860
Medical Computer	11/05/2004	12/31/2007	700	15,536	13,378	-1,458
Medical Computer	11/05/2004	12/31/2007	700	15,536	13,378	-1,458
Medical Computer	11/05/2004	12/31/2007	700	15,536	13,378	-1,458
Medical Computer	11/05/2004	12/31/2007	700	15,536	13,378	-1,458
Medical Computer	11/05/2004	12/31/2007	700	15,536	13,378	-1,458
Medical Computer	11/05/2004	12/31/2007	700	15,536	13,378	-1,458
Medical Computer	11/05/2004	12/31/2007	700	15,536	13,378	-1,458
Medical Computer	11/05/2004	12/31/2007	700	15,536	13,378	-1,458
Medical Computer	11/05/2004	12/31/2007	700	15,536	13,378	-1,458
Medical Computer	11/05/2004	12/31/2007	700	15,536	13,378	-1,458
Medical Computer	01/31/2005	12/31/2007	700	15,120	12,180	-2,240
Medical Computer	01/31/2005	12/31/2007	700	15,120	12,180	-2,240

FORM 990 PART I, LINE 8.C, COLUMN (B)
GAIN OR (LOSS) FROM SALES OF ASSETS OTHER THAN INVENTORY

DESCRIPTION	DATE ACQUIRED (NOTE #1)	DATE SOLD	SALES PRICE	COST/ EXPENSE OF SALE	ACCUM DEPREC	GAIN OR (LOSS)
Medical Computer	01/31/2005	12/31/2007	700	15,536	12,515	-2,321
Medical Computer	01/31/2005	12/31/2007	700	15,536	12,515	-2,321
Medical Computer	01/31/2005	12/31/2007	700	15,536	12,515	-2,321
Medical Computer	01/31/2005	12/31/2007	700	15,536	12,515	-2,321
Medical Computer	01/31/2005	12/31/2007	700	15,536	12,515	-2,321
Medical Computer	01/31/2005	12/31/2007	700	15,536	12,515	-2,321
Medical Computer	01/31/2005	12/31/2007	700	15,536	12,515	-2,321
Medical Computer	01/31/2005	12/31/2007	700	15,536	12,515	-2,321
Medical Computer	01/31/2005	12/31/2007	700	15,536	12,515	-2,321
Medical Computer	01/31/2005	12/31/2007	700	15,962	12,859	-2,404
Medical Computer	01/31/2005	12/31/2007	700	15,962	12,859	-2,404
Medical Computer	01/31/2005	12/31/2007	700	15,962	12,859	-2,404
Slide Stainer	02/02/2001	12/31/2007	714	6,944	5,497	-732
Pipette Calibration System	02/02/2001	12/31/2007	714	5,240	4,149	-377
CENTRIFUGE	02/08/2001	12/31/2007	714	6,034	4,777	-543
Slide Stainer	02/22/2001	12/31/2007	714	6,949	5,501	-733
CENTRIFUGE	03/01/2001	12/31/2007	714	6,034	4,714	-606
X-RAY FILM PROCESSOR 688E	03/02/2001	12/31/2007	714	23,600	18,437	-4,448
X-RAY FILM PROCESSOR 688E	03/08/2001	12/31/2007	714	23,600	18,437	-4,448
CYTOCENTRIFUGE 016081	03/10/2001	12/31/2007	714	6,035	4,715	-606
Analyzer, Lens	03/10/2001	12/31/2007	714	6,520	5,094	-712
CARD EMBOSSE	03/15/2001	12/31/2007	714	9,638	7,530	-1,394
Anaylzer, Multichannel infusion	03/17/2001	12/31/2007	714	5,158	4,029	-414
Anesthesia Monitor Upgrade	03/23/2001	12/31/2007	714	10,350	8,086	-1,550
Anesthesia Monitor Upgrade	03/23/2001	12/31/2007	714	10,350	8,086	-1,550
Anesthesia Monitor Upgrade	03/23/2001	12/31/2007	714	10,350	8,086	-1,550
Anesthesia Monitor Upgrade	03/23/2001	12/31/2007	714	10,350	8,086	-1,550
Anesthesia Monitor Upgrade	03/23/2001	12/31/2007	714	10,350	8,086	-1,550
Anesthesia Monitor upgrade	03/23/2001	12/31/2007	714	10,350	8,086	-1,550
Anesthesia Monitor Upgrade	03/23/2001	12/31/2007	714	10,350	8,086	-1,550
Anesthesia Monitor Upgrade	03/23/2001	12/31/2007	714	10,350	8,086	-1,550
Anesthesia Monitor Upgrade	03/23/2001	12/31/2007	714	10,350	8,086	-1,550
Anesthesia Monitor Upgrade	03/23/2001	12/31/2007	714	10,350	8,086	-1,550
Anesthesia Monitor Upgrade	03/23/2001	12/31/2007	714	10,350	8,086	-1,550
Anesthesia Monitor Upgrade	03/23/2001	12/31/2007	714	10,350	8,086	-1,550
Anesthesia Monitor Upgrade	03/23/2001	12/31/2007	714	10,350	8,086	-1,550
TONOMETER	03/24/2001	12/31/2007	714	7,525	5,879	-932
X-Ray Unit	03/24/2001	12/31/2007	714	123,110	96,180	-26,216
X-ray Unit, Super 80CP	03/24/2001	12/31/2007	714	140,875	110,059	-30,102
Ultrasound Upgrade, WS3000	04/03/2001	12/31/2007	714	14,400	11,100	-2,586
REFRIGERATOR	04/06/2001	12/31/2007	714	6,661	5,134	-812
PIPETTE CALIBRATION	04/07/2001	12/31/2007	714	5,318	4,099	-504
Calibrator, Dose	04/14/2001	12/31/2007	714	6,764	5,214	-836
Calibrator, Dose	04/14/2001	12/31/2007	714	6,764	5,214	-836
Dose Calibrator	04/21/2001	12/31/2007	714	5,938	4,577	-646
Dose Calibrator	04/21/2001	12/31/2007	714	5,938	4,577	-646
Electrosurgical Unit	04/28/2001	12/31/2007	714	8,330	6,421	-1,195
Osmometer	05/01/2001	12/31/2007	714	5,594	4,254	-626
X-Ray Unit, C-Arm Fluoroscope	05/12/2001	12/31/2007	714	118,853	90,378	-27,761
X-RAY MACHINE	05/12/2001	12/31/2007	714	144,168	109,628	-33,826

FORM 990 PART I, LINE 8.C, COLUMN (B)
GAIN OR (LOSS) FROM SALES OF ASSETS OTHER THAN INVENTORY

DESCRIPTION	DATE ACQUIRED (NOTE #1)	DATE SOLD	SALES PRICE	COST/ EXPENSE OF SALE	ACCUM DEPREC	GAIN OR (LOSS)
CARD EMBOSSE	05/18/2001	12/31/2007	714	9,639	7,330	-1,595
X-RAY UNIT	05/23/2001	12/31/2007	714	163,429	124,274	-38,441
Osmometer	05/23/2001	12/31/2007	714	5,110	3,886	-510
FLOOR SCRUBBER	05/26/2001	12/31/2007	714	5,456	4,149	-593
Burnisher	05/26/2001	12/31/2007	714	5,456	4,149	-593
FLOOR SCRUBBER	05/26/2001	12/31/2007	714	7,600	5,779	-1,107
colposcope	05/31/2001	12/31/2007	714	5,252	3,994	-544
colposcope	05/31/2001	12/31/2007	714	5,252	3,994	-544
colposcope	05/31/2001	12/31/2007	714	5,252	3,994	-544
colposcope	05/31/2001	12/31/2007	714	5,252	3,994	-544
X-Ray Unit, C-Arm	06/04/2001	12/31/2007	714	106,753	80,065	-25,974
STAINER	06/08/2001	12/31/2007	714	8,204	6,153	-1,337
Flex Coil, GE Signa	06/08/2001	12/31/2007	714	7,525	5,644	-1,167
Processor, Remanufactured	06/09/2001	12/31/2007	714	11,940	8,955	-2,271
Telephone System	06/03/2003	12/31/2007	714	9,135	7,308	-1,113
CELL WASHER	06/06/2003	12/31/2007	714	5,924	4,740	-471
Transducer, Ultrasound	06/19/2003	12/31/2007	714	5,165	4,132	-319
Transducer, Ultrasound	06/19/2003	12/31/2007	714	5,165	4,132	-319
Hemostatic Scalpel	07/10/2003	12/31/2007	714	5,013	3,927	-372
Retractor Kit	07/10/2003	12/31/2007	714	14,757	11,559	-2,483
Retractor Kit	07/10/2003	12/31/2007	714	14,757	11,559	-2,483
Imager, E-Cam Dual Head	07/26/2003	12/31/2007	714	299,471	234,586	-64,171
Dicom Modality Worklist	12/03/2004	12/31/2007	714	10,815	9,013	-1,088
Instrument Package	03/07/2002	12/31/2007	725	5,745	5,745	725
Instrument Package	03/25/2002	12/31/2007	725	5,745	5,745	725
Instrument Package	03/25/2002	12/31/2007	725	5,745	5,745	725
Instrument Package	03/25/2002	12/31/2007	725	5,745	5,745	725
Instrument Package	03/25/2002	12/31/2007	725	5,745	5,745	725
Instrument Package	03/25/2002	12/31/2007	725	5,745	5,745	725
Sterilizer Sterrad Peroxide Gas Pl	09/30/1998	12/31/2007	800	100,000	100,000	800
Sterilizer	12/18/1998	12/31/2007	800	36,116	36,116	800
Respirator, Bipap Vision System	08/05/2000	12/31/2007	800	9,946	9,946	800
Echocardiography Transducer	01/10/2002	12/31/2007	800	10,500	10,500	800
Rigid Ureteroscope	01/24/2002	12/31/2007	800	6,015	6,015	800
Scope, Ureteroscope	02/05/2002	12/31/2007	800	6,015	6,015	800
Scope, Ureteroscope	02/05/2002	12/31/2007	800	6,970	6,970	800
Drill, Surgical	02/07/2002	12/31/2007	800	10,695	10,695	800
Scope, Ureteropyeloscope	03/19/2002	12/31/2007	800	6,044	6,044	800
Telescope	04/18/2002	12/31/2007	800	4,925	4,925	800
Computer, Medical Workstation	02/06/2004	12/31/2007	800	14,126	14,126	800
Medical Computer	03/22/2004	12/31/2007	800	14,001	14,001	800
Medical Computer	03/22/2004	12/31/2007	800	14,066	14,066	800
Multicare Software	04/16/2004	12/31/2007	800	10,465	10,465	800
PRINTER COLOR VIDEO	05/23/2001	12/31/2007	833	5,524	4,201	-490
CASSETTE PRINTER	06/22/2001	12/31/2007	833	15,720	11,790	-3,097
Printer, Color Video	04/19/2003	12/31/2007	833	5,830	4,858	-138
Server	11/12/2004	12/31/2007	833	28,317	21,597	-5,886
Server	11/12/2004	12/31/2007	833	28,317	21,597	-5,886
Medical Computer	02/11/2005	12/31/2007	833	5,976	4,648	-495
Medical Computer	03/05/2004	12/31/2007	840	34,000	34,000	840
Medical Computer	03/05/2004	12/31/2007	840	34,000	34,000	840
Electrosurgical Unit	07/15/2000	12/31/2007	857	6,341	4,756	-728

FORM 990 PART I, LINE 8.C, COLUMN (B)
GAIN OR (LOSS) FROM SALES OF ASSETS OTHER THAN INVENTORY

DESCRIPTION	DATE ACQUIRED (NOTE #1)	DATE SOLD	SALES PRICE	COST/ EXPENSE OF SALE	ACCUM DEPREC	GAIN OR (LOSS)
Electrosurgical Unit	07/15/2000	12/31/2007	857	6,341	4,756	-728
Video Camera Processor	09/23/2000	12/31/2007	857	13,377	10,033	-2,487
Blood Gas Analyzer	02/02/2001	12/31/2007	857	5,008	3,965	-186
CHAIR EXAMINATION	02/08/2001	12/31/2007	857	6,295	4,984	-454
Visionwriter, wallmount	02/10/2001	12/31/2007	857	6,462	5,116	-489
Hypo/Hyperthermia Unit	02/15/2001	12/31/2007	857	5,105	4,041	-206
Warming Cabinet	02/15/2001	12/31/2007	857	7,675	6,076	-742
Embosser	02/17/2001	12/31/2007	857	5,563	4,404	-302
MONITOR	02/21/2001	12/31/2007	857	7,639	6,047	-734
Stand, Instrument	02/21/2001	12/31/2007	857	4,492	3,556	-79
MONITOR	02/22/2001	12/31/2007	857	7,885	6,243	-786
Thyroid Updtake System	02/28/2001	12/31/2007	857	15,804	12,511	-2,435
ELECTROSURGICAL GENERATOR	03/01/2001	12/31/2007	857	9,435	7,371	-1,207
Warming Cabinet	03/10/2001	12/31/2007	857	7,651	5,977	-817
Warming Cabinet	03/10/2001	12/31/2007	857	7,651	5,977	-817
PLASMA DEFROSTER	03/15/2001	12/31/2007	857	5,340	4,172	-311
Digital Dicom Conversion	03/22/2001	12/31/2007	857	15,172	11,853	-2,462
Monitor, Physiologic	03/23/2001	12/31/2007	857	8,025	6,270	-898
Tracemaster ECG Mgmt Upgrade	03/23/2001	12/31/2007	857	21,875	17,090	-3,928
INSUFFLATOR INTRAABDOMINAL	04/06/2001	12/31/2007	857	7,600	5,858	-884
Bipap Vision System	04/14/2001	12/31/2007	857	9,999	7,708	-1,434
Bipap Vision System	04/14/2001	12/31/2007	857	9,999	7,708	-1,434
Bipap Vision System	04/14/2001	12/31/2007	857	9,999	7,708	-1,434
Electrosurgical Unit	04/28/2001	12/31/2007	857	9,460	7,292	-1,311
Shoulder Coil	05/01/2001	12/31/2007	857	20,007	15,214	-3,936
MONITOR FETAL 717363	05/01/2001	12/31/2007	857	5,432	4,131	-444
MONITOR FETAL 717364	05/01/2001	12/31/2007	857	5,432	4,131	-444
FLOOR SCRUBBER	05/05/2001	12/31/2007	857	6,035	4,589	-589
Autoscrubber	05/17/2001	12/31/2007	857	7,463	5,675	-931
Camcorder	05/18/2001	12/31/2007	857	11,220	8,532	-1,831
FLOOR SCRUBBER	05/26/2001	12/31/2007	857	5,456	4,149	-450
CARD EMBOSSER	06/08/2001	12/31/2007	857	9,639	7,229	-1,553
BLADDER SCANNER 719007	06/14/2001	12/31/2007	857	8,945	6,709	-1,379
CENTRIFUGE	06/21/2001	12/31/2007	857	6,034	4,525	-651
Stretcher, Transtar	06/22/2001	12/31/2007	857	5,210	3,908	-445
Electrosurgical Unit	06/23/2001	12/31/2007	857	7,731	5,798	-1,076
Centrifuge, Large Table Top	06/23/2001	12/31/2007	857	5,510	4,132	-520
Analyzer, Hematology	06/30/2001	12/31/2007	857	9,400	7,050	-1,493
INSUFFLATOR THERME PNEUMATIC 7	04/02/2003	12/31/2007	857	9,299	7,749	-693
INSUFFLATOR THERME PNEUMATIC 7	04/02/2003	12/31/2007	857	9,299	7,749	-693
INSUFFLATOR THERME PNEUMATIC 7	04/11/2003	12/31/2007	857	8,065	6,721	-487
CENTRIFUGE 004696	04/12/2003	12/31/2007	857	7,290	6,075	-358
Insufflator	04/19/2003	12/31/2007	857	6,895	5,746	-292
Colposcope	05/21/2003	12/31/2007	857	6,874	5,614	-403
Ionization Chamber	05/22/2003	12/31/2007	857	5,000	4,083	-60
INSUFFLATOR 745023	06/02/2003	12/31/2007	857	7,358	5,886	-614
DICOM BOX	06/03/2003	12/31/2007	857	9,072	7,257	-957
Scrubber	06/03/2003	12/31/2007	857	6,814	5,451	-506
INSUFFLATOR 0620040000 7433	06/04/2003	12/31/2007	857	7,353	5,882	-613
INSUFFLATOR 743365	06/04/2003	12/31/2007	857	7,353	5,882	-613
Insufflator Set	06/04/2003	12/31/2007	857	7,364	5,891	-616
INSUFFLATOR	06/04/2003	12/31/2007	857	7,364	5,891	-616

FORM 990 PART I, LINE 8.C, COLUMN (B)
GAIN OR (LOSS) FROM SALES OF ASSETS OTHER THAN INVENTORY

DESCRIPTION	DATE ACQUIRED (NOTE #1)	DATE SOLD	SALES PRICE	COST/ EXPENSE OF SALE	ACCUM DEPREC	GAIN OR (LOSS)
INSUFFLATOR	06/04/2003	12/31/2007	857	7,364	5,891	-616
INSUFFLATOR	06/04/2003	12/31/2007	857	7,364	5,891	-616
Thyroid Uptake Counter	06/28/2003	12/31/2007	857	15,991	12,793	-2,341
Centrifuge	06/28/2003	12/31/2007	857	7,282	5,826	-599
Plotter	07/08/2003	12/31/2007	857	5,590	4,379	-354
URODYNAMIC SYSTEM	02/22/2001	12/31/2007	929	12,277	9,719	-1,629
Urodynamic Monitor	02/22/2001	12/31/2007	929	12,279	9,721	-1,630
Ventilator	03/17/2001	12/31/2007	929	9,739	7,608	-1,202
Monitor, Encore 202	03/31/2001	12/31/2007	929	6,893	5,385	-579
Monitor, Encore 202	03/31/2001	12/31/2007	929	6,893	5,385	-579
Monitor, Encore 202	03/31/2001	12/31/2007	929	6,893	5,385	-579
Monitor, Encore 202	03/31/2001	12/31/2007	929	6,893	5,385	-579
VENTILATOR 582059 708060	05/04/2001	12/31/2007	929	10,778	8,196	-1,654
Lights, 550 Surgical OR	10/22/1998	12/31/2007	1,000	14,500	14,500	1,000
Lights, 550 Surgical OR	10/22/1998	12/31/2007	1,000	14,500	14,500	1,000
Lights, 550 Surgical OR	10/22/1998	12/31/2007	1,000	14,500	14,500	1,000
FLOOR SCRUBBER	08/31/2000	12/31/2007	1,000	7,600	5,700	-900
Hemodialysis System	02/28/2001	12/31/2007	1,000	15,845	12,544	-2,301
Hemodialysis System	02/28/2001	12/31/2007	1,000	15,845	12,544	-2,301
Embletta System	03/17/2001	12/31/2007	1,000	9,522	7,439	-1,083
Embletta System	03/17/2001	12/31/2007	1,000	9,522	7,439	-1,083
Embletta System	03/17/2001	12/31/2007	1,000	9,522	7,439	-1,083
Embletta System	03/17/2001	12/31/2007	1,000	9,522	7,439	-1,083
Embletta System	03/17/2001	12/31/2007	1,000	9,522	7,439	-1,083
Embletta System	03/17/2001	12/31/2007	1,000	9,522	7,439	-1,083
Embletta System	03/17/2001	12/31/2007	1,000	9,522	7,439	-1,083
Embletta System	03/17/2001	12/31/2007	1,000	9,522	7,439	-1,083
Embletta System	03/17/2001	12/31/2007	1,000	9,522	7,439	-1,083
EKG Machine, Interpretive	03/22/2001	12/31/2007	1,000	8,411	6,571	-840
Physiologic Monitor	03/23/2001	12/31/2007	1,000	9,682	7,564	-1,118
Physiologic Monitor	03/23/2001	12/31/2007	1,000	9,682	7,564	-1,118
FLOOR MACHINE/ SCRUBBER	06/12/2001	12/31/2007	1,000	7,107	5,331	-777
Printer, Color Video	06/30/2001	12/31/2007	1,000	5,756	4,317	-439
CRYOGENIC PRESERVATION S	06/30/2001	12/31/2007	1,000	9,400	7,050	-1,350
Urethroscope System, Pedi-Infant	02/16/2002	12/31/2007	1,000	8,384	8,384	1,000
Instrument, Surgical	03/22/2002	12/31/2007	1,000	35,130	35,130	1,000
Instrument, Surgical	03/22/2002	12/31/2007	1,000	35,130	35,130	1,000
Maxie Driver System	04/18/2002	12/31/2007	1,000	18,670	18,670	1,000
Scope, Cystoscope	04/18/2002	12/31/2007	1,000	6,054	6,054	1,000
Video Printer	04/16/2003	12/31/2007	1,000	4,751	3,959	208
Video Printer	04/16/2003	12/31/2007	1,000	4,751	3,959	208
Video Printer	04/29/2003	12/31/2007	1,000	6,031	5,026	-5
Video Printer	04/29/2003	12/31/2007	1,000	6,001	5,001	0
Expert Software	01/15/2004	12/31/2007	1,000	36,013	36,013	1,000
Cystoscope	04/05/2004	12/31/2007	1,000	11,800	11,800	1,000
Server	10/01/2004	12/31/2007	1,000	28,317	22,321	-4,997
Zymed Holter Software	10/22/2004	12/31/2007	1,000	46,308	41,163	-4,145
Server	10/28/2004	12/31/2007	1,000	28,317	22,321	-4,997
Server	10/28/2004	12/31/2007	1,000	28,317	22,321	-4,997
Server	10/28/2004	12/31/2007	1,000	28,317	22,321	-4,997
Server	10/28/2004	12/31/2007	1,000	28,317	22,321	-4,997

FORM 990 PART I, LINE 8.C, COLUMN (B)
GAIN OR (LOSS) FROM SALES OF ASSETS OTHER THAN INVENTORY

DESCRIPTION	DATE ACQUIRED (NOTE #1)	DATE SOLD	SALES PRICE	COST/ EXPENSE OF SALE	ACCUM DEPREC	GAIN OR (LOSS)
Workstation	11/12/2004	12/31/2007	1,000	57,025	49,105	-6,920
Server	11/12/2004	12/31/2007	1,000	28,317	21,597	-5,720
Software, Viewing Workstation	11/17/2004	12/31/2007	1,000	11,173	9,621	-552
Server	12/10/2004	12/31/2007	1,000	28,317	20,871	-6,446
CPU STENTOR	02/03/2005	12/31/2007	1,000	15,962	12,415	-2,547
CPU STENTOR	02/03/2005	12/31/2007	1,000	15,962	12,415	-2,547
CPU STENTOR	02/03/2005	12/31/2007	1,000	15,962	12,415	-2,547
CPU STENTOR	02/11/2005	12/31/2007	1,000	15,962	12,415	-2,547
CPU STENTOR	02/11/2005	12/31/2007	1,000	15,962	12,415	-2,547
CPU STENTOR	02/11/2005	12/31/2007	1,000	15,962	12,415	-2,547
CPU STENTOR	02/11/2005	12/31/2007	1,000	15,962	12,415	-2,547
Software	02/11/2005	12/31/2007	1,000	47,000	36,556	-9,444
CASSETTE LABELER	04/28/2001	12/31/2007	1,071	15,400	11,871	-2,458
Printer, Cassette Labeling Sys	06/08/2001	12/31/2007	1,071	15,720	11,790	-2,859
Scope, Video Gastroscope	04/04/2002	12/31/2007	1,100	17,116	17,116	1,100
Scope, Video Gastroscope	04/04/2002	12/31/2007	1,100	17,116	17,116	1,100
Scope, Video Colonoscope	04/04/2002	12/31/2007	1,100	18,700	18,700	1,100
Scope, Laryngofiberscope	04/18/2002	12/31/2007	1,100	5,310	5,310	1,100
Scope, Laryngofiberscope	04/18/2002	12/31/2007	1,100	5,310	5,310	1,100
Scope, Laryngofiberscope	04/18/2002	12/31/2007	1,100	5,310	5,310	1,100
OVEN LAB	02/02/2001	12/31/2007	1,143	7,402	5,860	-399
COLPOSCOPE	02/02/2001	12/31/2007	1,143	8,391	6,643	-605
Camera, Retinal	02/03/2001	12/31/2007	1,143	13,925	11,024	-1,758
Power Conditioner	02/08/2001	12/31/2007	1,143	11,000	8,708	-1,149
Monitor, Patient	02/10/2001	12/31/2007	1,143	7,902	6,256	-503
INSUFFLATOR	02/15/2001	12/31/2007	1,143	6,312	4,997	-172
ANALYZER BLOOD GAS	02/15/2001	12/31/2007	1,143	16,000	12,667	-2,190
Monitor, Patient	02/17/2001	12/31/2007	1,143	9,846	7,794	-908
Fluid Monitoring System	02/21/2001	12/31/2007	1,143	10,134	8,023	-968
VIDEO SURGICAL UNIT	03/02/2001	12/31/2007	1,143	9,077	7,091	-843
Fetal Monitor	03/06/2001	12/31/2007	1,143	17,012	13,291	-2,578
TONOMETER	03/08/2001	12/31/2007	1,143	7,810	6,102	-566
REFRACTOR, AUTO, KERATOMI	03/08/2001	12/31/2007	1,143	13,920	10,875	-1,902
Cabinet, Warming	03/10/2001	12/31/2007	1,143	7,743	6,049	-551
MONITOR PATIENT M3 711715	03/23/2001	12/31/2007	1,143	8,025	6,270	-613
Monitor, Vital Signs	03/23/2001	12/31/2007	1,143	8,424	6,581	-700
Monitor Upgrades	03/23/2001	12/31/2007	1,143	10,350	8,086	-1,121
Tracemaster ECG Mgmt Upgrade	03/23/2001	12/31/2007	1,143	37,035	28,934	-6,959
Tracemaster ECG Mgmt Upgrade	03/23/2001	12/31/2007	1,143	33,785	26,395	-6,248
Tracemaster ECG Mgmt Upgrade	03/23/2001	12/31/2007	1,143	37,685	29,441	-7,101
Tracemaster ECG Mgmt Upgrade	03/23/2001	12/31/2007	1,143	32,160	25,125	-5,892
Tracemaster ECG Mgmt Upgrade	03/23/2001	12/31/2007	1,143	32,160	25,125	-5,892
Tracemaster ECG Mgmt Upgrade	03/23/2001	12/31/2007	1,143	34,435	26,902	-6,390
Plasma Kinetic System	04/03/2001	12/31/2007	1,143	13,415	10,341	-1,931
Electrosurgical Unit	04/06/2001	12/31/2007	1,143	13,435	10,356	-1,936
EYE ULTRASOUND 12277	04/07/2001	12/31/2007	1,143	8,070	6,221	-707
Light, Infinity Dual Control	04/14/2001	12/31/2007	1,143	20,885	16,099	-3,643
INCUBATOR CO2 INCUBATOR 0	04/21/2001	12/31/2007	1,143	11,052	8,519	-1,390
Stretcher	04/21/2001	12/31/2007	1,143	5,064	3,904	-18
Stretcher	04/21/2001	12/31/2007	1,143	5,064	3,904	-18
Stretcher	04/21/2001	12/31/2007	1,143	5,064	3,904	-18
Stretcher	04/21/2001	12/31/2007	1,143	5,064	3,904	-18

FORM 990 PART I, LINE 8.C, COLUMN (B)
GAIN OR (LOSS) FROM SALES OF ASSETS OTHER THAN INVENTORY

DESCRIPTION	DATE ACQUIRED (NOTE #1)	DATE SOLD	SALES PRICE	COST/ EXPENSE OF SALE	ACCUM DEPREC	GAIN OR (LOSS)
Stretcher	04/21/2001	12/31/2007	1,143	5,064	3,904	-18
Stretcher	04/21/2001	12/31/2007	1,143	5,064	3,904	-18
Stretcher	04/21/2001	12/31/2007	1,143	5,064	3,904	-18
Stretcher	04/21/2001	12/31/2007	1,143	5,064	3,904	-18
Stretcher	04/21/2001	12/31/2007	1,143	5,064	3,904	-18
Stretcher	04/21/2001	12/31/2007	1,143	5,064	3,904	-18
Stretcher	04/21/2001	12/31/2007	1,143	5,356	4,129	-85
Stretcher	04/21/2001	12/31/2007	1,143	5,356	4,129	-85
TOURNIQUET SYSTEM 6007501	04/21/2001	12/31/2007	1,143	6,931	5,343	-446
Viewer, Mammoscope	04/28/2001	12/31/2007	1,143	23,744	18,303	-4,299
PATIENT MONITOR	05/04/2001	12/31/2007	1,143	9,386	7,138	-1,106
Printer, Dicom Spoiler Bundle	05/05/2001	12/31/2007	1,143	10,931	8,312	-1,476
REFRACTOR, AUTO, KERATOMI	05/10/2001	12/31/2007	1,143	13,920	10,585	-2,192
AUTO KERATOMETER 711847	05/10/2001	12/31/2007	1,143	13,825	10,513	-2,169
REFRACTOR, AUTO, KERATOMI	05/10/2001	12/31/2007	1,143	13,825	10,513	-2,169
Welder	05/12/2001	12/31/2007	1,143	9,000	6,844	-1,013
CHAIR EXAMINATION MAXI SEL	05/23/2001	12/31/2007	1,143	6,073	4,618	-312
BLADDER SCANNER 711151	05/23/2001	12/31/2007	1,143	9,156	6,962	-1,051
Camera, Endoscope	06/04/2001	12/31/2007	1,143	9,000	6,750	-1,107
Injector, CT	06/04/2001	12/31/2007	1,143	17,945	13,459	-3,343
CRYOSTAT MACHINE	06/04/2001	12/31/2007	1,143	15,318	11,489	-2,687
ANALYZER VISUAL FIELD	06/12/2001	12/31/2007	1,143	7,450	5,587	-720
Hemodialysis Unit	06/14/2001	12/31/2007	1,143	11,937	8,953	-1,841
Cryostat, Auto Advance	06/21/2001	12/31/2007	1,143	15,316	11,487	-2,686
Camera, Ritinal	06/22/2001	12/31/2007	1,143	13,681	10,261	-2,277
Surgical Video Processor	04/02/2003	12/31/2007	1,143	6,552	5,460	51
Navigator Pro Collection	05/01/2003	12/31/2007	1,143	17,637	14,403	-2,091
SLIDE LABELLER	06/04/2003	12/31/2007	1,143	13,046	10,437	-1,466
Transducer, Ultrasound	06/19/2003	12/31/2007	1,143	10,500	8,400	-957
Transducer, Endo-V	06/19/2003	12/31/2007	1,143	7,716	6,173	-400
Transducer, Endo-V	06/19/2003	12/31/2007	1,143	7,716	6,173	-400
Transducer, Endo-V	06/19/2003	12/31/2007	1,143	7,716	6,173	-400
DIGITAL SIGNAL PROCESSOR	07/03/2003	12/31/2007	1,143	6,552	5,132	-277
SLIDE MAKER 731232	07/03/2003	12/31/2007	1,143	14,337	11,230	-1,963
Storage Expansion Unit	10/28/2004	12/31/2007	1,143	12,126	10,779	-204
Storage Expansion Unit	10/28/2004	12/31/2007	1,143	12,226	10,868	-216
Statview Server	04/06/2001	12/31/2007	1,200	12,800	9,867	-1,733
MAMMOGRAPHY VIEWER 7325	01/24/2002	12/31/2007	1,200	22,997	22,997	1,200
Probe	02/21/2002	12/31/2007	1,200	15,280	15,280	1,200
Laser, Diode Upgrade	03/04/2002	12/31/2007	1,200	15,015	15,015	1,200
Instrument, Noninvasive Bladder	03/23/2002	12/31/2007	1,200	11,875	11,875	1,200
3CB Convex 2 to 5 Probe	04/01/2002	12/31/2007	1,200	27,979	27,979	1,200
Video Sigmoidoscope	01/15/2004	12/31/2007	1,200	12,362	12,362	1,200
Video Sigmoidoscope	01/15/2004	12/31/2007	1,200	12,362	12,362	1,200
Video Sigmoidoscope	01/15/2004	12/31/2007	1,200	12,362	12,362	1,200
Video Gastroscope	02/06/2004	12/31/2007	1,200	18,444	18,444	1,200
Video Gastroscope	03/22/2004	12/31/2007	1,200	18,444	18,444	1,200
Medical Computer	04/23/2004	12/31/2007	1,200	17,151	17,151	1,200
CPU STENTOR 818843	01/31/2005	12/31/2007	1,200	15,120	12,180	-1,740
CPU STENTOR 818844	01/31/2005	12/31/2007	1,200	15,120	12,180	-1,740
CPU STENTOR 818847	01/31/2005	12/31/2007	1,200	15,120	12,180	-1,740
CPU STENTOR 818848	01/31/2005	12/31/2007	1,200	15,120	12,180	-1,740

FORM 990 PART I, LINE 8.C, COLUMN (B)
GAIN OR (LOSS) FROM SALES OF ASSETS OTHER THAN INVENTORY

DESCRIPTION	DATE ACQUIRED (NOTE #1)	DATE SOLD	SALES PRICE	COST/ EXPENSE OF SALE	ACCUM DEPREC	GAIN OR (LOSS)
CPU STENTOR 834808	01/31/2005	12/31/2007	1,200	15,962	12,859	-1,904
CPU STENTOR 830043	01/31/2005	12/31/2007	1,200	15,962	12,859	-1,904
CPU STENTOR	01/31/2005	12/31/2007	1,200	15,962	12,859	-1,904
CPU STENTOR 834803	01/31/2005	12/31/2007	1,200	15,962	12,859	-1,904
Software, Upgrade to Odyssey PC	02/21/2005	12/31/2007	1,200	7,848	6,104	-544
Irrigation System	11/04/2000	12/31/2007	1,214	19,250	14,437	-3,598
Video Camera System	03/08/2001	12/31/2007	1,214	9,200	7,187	-798
INFANT WARMER 05816	05/26/2001	12/31/2007	1,214	14,850	11,292	-2,344
Panoramascope, 4 over 4	02/10/2001	12/31/2007	1,286	19,099	15,120	-2,693
Pump, Infusion Multichannel	02/15/2001	12/31/2007	1,286	5,595	4,429	120
Pump, Infusion Multichannel	02/15/2001	12/31/2007	1,286	5,595	4,429	120
Pump, Infusion Multichannel	02/15/2001	12/31/2007	1,286	5,595	4,429	120
Pump, Infusion Multichannel	02/15/2001	12/31/2007	1,286	5,595	4,429	120
Pump, Infusion Multichannel	02/15/2001	12/31/2007	1,286	5,595	4,429	120
Infusion Pump, Multichannel	02/21/2001	12/31/2007	1,286	5,595	4,429	120
Infusion Pump, Multichannel	02/21/2001	12/31/2007	1,286	5,595	4,429	120
Infusion Pump, Multichannel	02/21/2001	12/31/2007	1,286	5,595	4,429	120
Infusion Pump, Multichannel	02/21/2001	12/31/2007	1,286	5,595	4,429	120
Infusion Pump, Multichannel	02/21/2001	12/31/2007	1,286	5,595	4,429	120
Infusion Pump, Multichannel	02/21/2001	12/31/2007	1,286	5,595	4,429	120
Pulmonetic System	02/28/2001	12/31/2007	1,286	10,246	8,112	-849
Pulmonetic System	02/28/2001	12/31/2007	1,286	10,696	8,468	-943
Pump, infusion	03/08/2001	12/31/2007	1,286	5,595	4,371	62
Pump, infusion	03/08/2001	12/31/2007	1,286	5,595	4,371	62
Pump, infusion	03/08/2001	12/31/2007	1,286	5,595	4,371	62
Pump, Infusion	03/08/2001	12/31/2007	1,286	5,595	4,371	62
Pump, Infusion	03/08/2001	12/31/2007	1,286	5,595	4,371	62
Pump, Infusion	03/08/2001	12/31/2007	1,286	5,595	4,371	62
Pump, Infusion	03/08/2001	12/31/2007	1,286	5,595	4,371	62
Pump, Infusion	03/08/2001	12/31/2007	1,286	5,595	4,371	62
Pump, Infusion	03/08/2001	12/31/2007	1,286	5,595	4,371	62
Pump, Infusion	03/08/2001	12/31/2007	1,286	5,595	4,371	62
Ventilator, BipapVision Systey	03/17/2001	12/31/2007	1,286	9,739	7,608	-845
MRI Wrist Coil	04/09/2001	12/31/2007	1,286	12,525	9,655	-1,585
EKG Machine	04/14/2001	12/31/2007	1,286	9,450	7,284	-880
EKG Machine	04/14/2001	12/31/2007	1,286	9,450	7,284	-880
EKG Machine	04/14/2001	12/31/2007	1,286	9,450	7,284	-880
EKG Machine	04/14/2001	12/31/2007	1,286	9,450	7,284	-880
EKG Machine	04/14/2001	12/31/2007	1,286	9,450	7,284	-880
Pump, Infusion	04/14/2001	12/31/2007	1,286	5,595	4,313	4
KERATOMETER	04/28/2001	12/31/2007	1,286	14,485	11,166	-2,034
Monitor, Eagle-4	04/28/2001	12/31/2007	1,286	13,307	10,258	-1,764
Monitor, Eagle-4	04/28/2001	12/31/2007	1,286	13,307	10,258	-1,764
Monitor, Eagle-4	04/28/2001	12/31/2007	1,286	13,307	10,258	-1,764
Monitor, Eagle-4	04/28/2001	12/31/2007	1,286	13,307	10,258	-1,764
MONITOR BLOOD PRESSURE E	05/01/2001	12/31/2007	1,286	6,938	5,276	-377
Stainer, Tissue Tek	05/04/2001	12/31/2007	1,286	20,600	15,665	-3,650
MONITOR NERVE INTEGRITY NI	05/04/2001	12/31/2007	1,286	23,500	17,870	-4,345
INJECTION SYSTEM PD 710675	05/10/2001	12/31/2007	1,286	18,320	13,931	-3,104
EKG Machine	05/19/2001	12/31/2007	1,286	7,770	5,908	-576
EKG Machine	05/19/2001	12/31/2007	1,286	7,841	5,962	-593

FORM 990 PART I, LINE 8.C, COLUMN (B)
GAIN OR (LOSS) FROM SALES OF ASSETS OTHER THAN INVENTORY

DESCRIPTION	DATE ACQUIRED (NOTE #1)	DATE SOLD	SALES PRICE	COST/ EXPENSE OF SALE	ACCUM DEPREC	GAIN OR (LOSS)
Pump, Infusion	06/04/2001	12/31/2007	1,286	5,595	4,196	-113
ULTRASOUND UNIT IMAGE GAT	06/08/2001	12/31/2007	1,286	142,610	106,958	-34,367
Patient Monitor	06/09/2001	12/31/2007	1,286	13,980	10,485	-2,209
Patient Monitor	06/09/2001	12/31/2007	1,286	13,980	10,485	-2,209
Labeler, Cassette	06/09/2001	12/31/2007	1,286	18,095	13,571	-3,238
PATIENT LIFT	06/12/2001	12/31/2007	1,286	6,023	4,518	-220
PATIENT LIFT	06/12/2001	12/31/2007	1,286	6,023	4,518	-220
Fetal Monitor	06/23/2001	12/31/2007	1,286	11,190	8,392	-1,512
Fetal Monitor	06/23/2001	12/31/2007	1,286	11,190	8,392	-1,512
Fetal Monitor	06/23/2001	12/31/2007	1,286	11,190	8,392	-1,512
EKG Machine	06/30/2001	12/31/2007	1,286	8,610	6,458	-867
EKG Unit	06/30/2001	12/31/2007	1,286	9,899	7,424	-1,189
EKG Machine	06/30/2001	12/31/2007	1,286	9,450	7,088	-1,077
EKG Machine	06/30/2001	12/31/2007	1,286	8,610	6,458	-867
EKG Machine	06/30/2001	12/31/2007	1,286	8,610	6,458	-867
EKG Machine	06/30/2001	12/31/2007	1,286	8,610	6,458	-867
EKG Machine	06/30/2001	12/31/2007	1,286	13,889	10,416	-2,186
Transducer	04/14/2003	12/31/2007	1,286	11,700	9,750	-664
Surgical Video Processor	04/29/2003	12/31/2007	1,286	8,479	7,066	-127
Navigator Pro Collection	05/01/2003	12/31/2007	1,286	28,694	23,433	-3,975
Thyroid Uptake System	06/04/2003	12/31/2007	1,286	14,929	11,943	-1,700
Insufflator	07/01/2003	12/31/2007	1,286	7,470	5,852	-333
MRI MACHINE	07/10/2003	12/31/2007	1,286	7,460	5,844	-331
IMRT Validation Utility	01/18/2005	12/31/2007	1,286	14,750	11,882	-1,582
PRINTER COLOR VIDEO 74204	04/29/2003	12/31/2007	1,333	6,031	5,026	328
Server	11/12/2004	12/31/2007	1,333	12,040	9,183	-1,524
Server	02/04/2005	12/31/2007	1,333	12,078	8,278	-2,467
Server	02/04/2005	12/31/2007	1,333	12,078	8,278	-2,467
Server	02/04/2005	12/31/2007	1,333	12,078	8,278	-2,467
PACS STATION 796475	02/11/2005	12/31/2007	1,333	15,962	12,415	-2,214
PACS STATION 814397	02/11/2005	12/31/2007	1,333	15,962	12,415	-2,214
PACS STATION	02/11/2005	12/31/2007	1,333	15,962	12,415	-2,214
Ureteropyeloscope	01/24/2002	12/31/2007	1,400	12,015	12,015	1,400
Fiberscope, Intubation	01/26/2002	12/31/2007	1,400	16,858	16,858	1,400
Scope, Ureteropyeloscope	02/05/2002	12/31/2007	1,400	12,015	12,015	1,400
Scope, Ureteropyeloscope	02/21/2002	12/31/2007	1,400	12,000	12,000	1,400
Scope, Ureteropyeloscope	03/19/2002	12/31/2007	1,400	12,044	12,044	1,400
Scope, Bronchofiberscope	03/04/2002	12/31/2007	1,425	13,832	13,832	1,425
Keratometer, w/Electric Table	03/01/2001	12/31/2007	1,429	13,935	10,887	-1,620
Digital Multiplexer Recorder	03/02/2001	12/31/2007	1,429	16,171	12,634	-2,109
STERILIZER ULTRASONIC	03/22/2001	12/31/2007	1,429	24,014	18,761	-3,824
Capsealing System	04/09/2001	12/31/2007	1,429	14,675	11,312	-1,934
Echo Unit	04/13/2001	12/31/2007	1,429	16,000	12,333	-2,238
Echo Unit	04/13/2001	12/31/2007	1,429	16,000	12,333	-2,238
Echo Unit	04/13/2001	12/31/2007	1,429	16,000	12,333	-2,238
Echo Unit	04/13/2001	12/31/2007	1,429	16,000	12,333	-2,238
ELECTROSURGICAL GENERATOR	04/13/2001	12/31/2007	1,429	13,376	10,310	-1,637
Hemodialysis Unit	04/21/2001	12/31/2007	1,429	14,097	10,866	-1,802
Tourniquet, Automatic	04/21/2001	12/31/2007	1,429	8,460	6,521	-510
Tourniquet, Automatic	04/21/2001	12/31/2007	1,429	8,460	6,521	-510
Tourniquet, Automatic	04/21/2001	12/31/2007	1,429	8,460	6,521	-510
Tourniquet, Automatic	04/21/2001	12/31/2007	1,429	8,460	6,521	-510

FORM 990 PART I, LINE 8.C, COLUMN (B)
GAIN OR (LOSS) FROM SALES OF ASSETS OTHER THAN INVENTORY

DESCRIPTION	DATE ACQUIRED (NOTE #1)	DATE SOLD	SALES PRICE	COST/ EXPENSE OF SALE	ACCUM DEPREC	GAIN OR (LOSS)
Settee	04/23/2001	12/31/2007	1,429	14,312	11,032	-1,851
Electrosurgical Unit	04/28/2001	12/31/2007	1,429	20,344	15,682	-3,234
CASSETTE LABELER	05/01/2001	12/31/2007	1,429	15,720	11,954	-2,338
Ultrasound Scanner	05/10/2001	12/31/2007	1,429	14,175	10,779	-1,968
FIBERSCOPE	05/10/2001	12/31/2007	1,429	14,742	11,210	-2,103
Hemodialysis Unit	05/12/2001	12/31/2007	1,429	13,597	10,339	-1,829
Hemodialysis Unit	05/12/2001	12/31/2007	1,429	13,597	10,339	-1,829
Hemodialysis Unit	05/12/2001	12/31/2007	1,429	13,597	10,339	-1,829
Hemodialysis Unit	05/12/2001	12/31/2007	1,429	13,597	10,339	-1,829
Hemodialysis Unit	05/12/2001	12/31/2007	1,429	13,597	10,339	-1,829
EMG Machine	05/19/2001	12/31/2007	1,429	16,075	12,224	-2,423
Digital X-ray Unit	05/23/2001	12/31/2007	1,429	64,215	48,830	-13,956
Scrubber	05/26/2001	12/31/2007	1,429	7,600	5,779	-392
Telemetry System, Upgrade	06/14/2001	12/31/2007	1,429	103,946	77,960	-24,558
Retinal Camera	06/21/2001	12/31/2007	1,429	13,800	10,350	-2,021
PROJECTOR	04/05/2003	12/31/2007	1,429	15,000	12,500	-1,071
CONTROLLER CAMERA	04/12/2003	12/31/2007	1,429	15,200	12,667	-1,105
Camera Head	04/12/2003	12/31/2007	1,429	15,200	12,667	-1,105
CENTRIFUGE 740006	04/29/2003	12/31/2007	1,429	10,185	8,487	-269
NAVIGATION SYSTEM	07/09/2003	12/31/2007	1,429	10,129	7,934	-766
Image Guided Surgery System	07/09/2003	12/31/2007	1,429	10,188	7,981	-779
UPS System	08/30/2003	12/31/2007	1,429	20,507	15,722	-3,356
Flexible Sigmoidoscope	10/01/2004	12/31/2007	1,429	9,300	8,008	137
Flexible Sigmoidoscope	10/01/2004	12/31/2007	1,429	10,195	8,779	13
Flexible Sigmoidoscope	10/01/2004	12/31/2007	1,429	8,388	7,223	264
Flexible Sigmoidoscope	10/01/2004	12/31/2007	1,429	12,605	10,855	-322
Flexible Sigmoidoscope	10/01/2004	12/31/2007	1,429	8,388	7,223	264
Flexible Sigmoidoscope	10/01/2004	12/31/2007	1,429	8,388	7,223	264
Flexible Sigmoidoscope	10/01/2004	12/31/2007	1,429	8,388	7,223	264
Flexible Sigmoidoscope	10/01/2004	12/31/2007	1,429	8,388	7,223	264
COCHLER IMPLANT SYSTEM 8	11/05/2004	12/31/2007	1,429	11,450	9,860	-162
Prosthetic Device Implant	11/05/2004	12/31/2007	1,429	12,077	10,400	-249
Prosthetic Device Implant	11/05/2004	12/31/2007	1,429	12,077	10,400	-249
Prosthetic Device Implant	11/12/2004	12/31/2007	1,429	15,850	13,649	-773
Centrigue, Refrigerated	12/09/2005	12/31/2007	1,429	11,191	8,766	-996
Scope, Intubation	03/25/2002	12/31/2007	1,500	8,099	8,099	1,500
Scope, Intubation	03/25/2002	12/31/2007	1,500	8,099	8,099	1,500
Flexible Ureteroscope	02/11/2004	12/31/2007	1,500	15,000	15,000	1,500
Computer, Medical Imaging	02/20/2004	12/31/2007	1,500	20,245	20,245	1,500
CRRT UNIT	03/24/2001	12/31/2007	1,571	22,995	17,965	-3,459
CRRT UNIT	03/24/2001	12/31/2007	1,571	22,995	17,965	-3,459
Patient Monitor	05/04/2001	12/31/2007	1,571	9,386	7,138	-677
Injection System	05/05/2001	12/31/2007	1,571	27,500	20,911	-5,017
CRYOSTAT	06/22/2001	12/31/2007	1,571	19,707	14,780	-3,355
Transducer, Ultrasound	06/19/2003	12/31/2007	1,571	12,250	9,800	-879
Transducer, Ultrasound	06/19/2003	12/31/2007	1,571	12,250	9,800	-879
Transducer, Ultrasound	06/19/2003	12/31/2007	1,571	12,250	9,800	-879
HEMODIALYSIS UNIT 60230067C	06/21/2003	12/31/2007	1,571	14,955	11,964	-1,420
HEMODIALYSIS UNIT 60230067C	06/21/2003	12/31/2007	1,571	14,955	11,964	-1,420
HEMODIALYSIS UNIT 60230067C	06/21/2003	12/31/2007	1,571	14,960	11,968	-1,420
Bronchoscope, Pediatric	10/21/2004	12/31/2007	1,571	15,465	13,747	-147
Bronchofiberscope	10/21/2004	12/31/2007	1,571	14,247	12,664	-12

FORM 990 PART I, LINE 8.C, COLUMN (B)
GAIN OR (LOSS) FROM SALES OF ASSETS OTHER THAN INVENTORY

DESCRIPTION	DATE ACQUIRED (NOTE #1)	DATE SOLD	SALES PRICE	COST/ EXPENSE OF SALE	ACCUM DEPREC	GAIN OR (LOSS)
Bronchofiberscope	10/21/2004	12/31/2007	1,571	14,247	12,664	-12
MONITOR STENTOR	10/28/2004	12/31/2007	1,571	15,114	13,435	-108
MONITOR STENTOR	10/28/2004	12/31/2007	1,571	15,114	13,435	-108
MONITOR STENTOR	10/28/2004	12/31/2007	1,571	15,244	13,550	-122
MONITOR STENTOR	10/28/2004	12/31/2007	1,571	15,244	13,550	-122
Prosthetic Device Implant	12/29/2004	12/31/2007	1,571	18,650	15,542	-1,537
Server	11/05/2004	12/31/2007	1,583	29,115	22,206	-5,326
Server	11/05/2004	12/31/2007	1,583	26,213	19,993	-4,637
Video Colonoscope	02/06/2004	12/31/2007	1,600	20,184	20,184	1,600
Video Colonoscope	02/13/2004	12/31/2007	1,600	20,532	20,532	1,600
Medical Computer	03/22/2004	12/31/2007	1,600	58,000	58,000	1,600
Video Colonoscope	03/22/2004	12/31/2007	1,600	20,184	20,184	1,600
Software	09/27/2004	12/31/2007	1,600	14,875	12,809	-466
Medical Computer	02/11/2005	12/31/2007	1,667	15,536	12,084	-1,786
Server	02/18/2005	12/31/2007	1,667	28,317	19,408	-7,242
ELECTROSURGICAL UNIT	02/02/2001	12/31/2007	1,714	11,463	9,075	-674
VESSEL SEALING SYSTEM	03/01/2001	12/31/2007	1,714	9,435	7,371	-350
ELECTROSURGICAL UNIT	03/15/2001	12/31/2007	1,714	18,519	14,468	-2,337
ELECTROSURGICAL UNIT 710	04/06/2001	12/31/2007	1,714	9,496	7,320	-462
VIEWER 689328	04/06/2001	12/31/2007	1,714	18,102	13,954	-2,434
Dialysis Machine	04/21/2001	12/31/2007	1,714	14,097	10,866	-1,516
Electrosurgical Unit	04/21/2001	12/31/2007	1,714	8,211	6,329	-167
Electrosurgical Unit	04/21/2001	12/31/2007	1,714	8,211	6,329	-167
Electrosurgical Unit	04/21/2001	12/31/2007	1,714	8,211	6,329	-167
Electrosurgical Unit	04/21/2001	12/31/2007	1,714	8,211	6,329	-167
Electrosurgical Unit	04/21/2001	12/31/2007	1,714	8,211	6,329	-167
ELECTROSURGICAL GENERATOR	05/01/2001	12/31/2007	1,714	9,433	7,173	-546
ELECTROSURGICAL GENERATOR	05/01/2001	12/31/2007	1,714	9,470	7,201	-555
ELECTROSURGICAL GENERATOR	05/01/2001	12/31/2007	1,714	9,470	7,201	-555
HARMONIC SCALPEL 703428	05/04/2001	12/31/2007	1,714	21,935	16,680	-3,541
Monitor, Fetal	05/19/2001	12/31/2007	1,714	11,190	8,509	-967
Monitor, Fetal	05/19/2001	12/31/2007	1,714	11,190	8,509	-967
Electrosurgical Unit	05/26/2001	12/31/2007	1,714	9,152	6,960	-478
Electrosurgical Unit	05/26/2001	12/31/2007	1,714	9,152	6,960	-478
AUTOCLAVE	06/14/2001	12/31/2007	1,714	46,891	35,168	-10,008
Edoscopic Video System	06/30/2001	12/31/2007	1,714	26,190	19,642	-4,833
Edoscopic Video System	06/30/2001	12/31/2007	1,714	26,190	19,642	-4,833
Edoscopic Video System	06/30/2001	12/31/2007	1,714	26,190	19,642	-4,833
Edoscopic Video System	06/30/2001	12/31/2007	1,714	26,190	19,642	-4,833
FLOOR MACHINE/ SCRUBBER	04/11/2003	12/31/2007	1,714	10,826	9,022	-90
Pacemaker	04/19/2003	12/31/2007	1,714	31,305	26,088	-3,503
LIGHT SOURCE	05/22/2003	12/31/2007	1,714	16,064	13,119	-1,231
LIGHT SOURCE	05/22/2003	12/31/2007	1,714	16,064	13,119	-1,231
LIGHT SOURCE	06/04/2003	12/31/2007	1,714	11,455	9,164	-577
Recorder, Video	06/21/2003	12/31/2007	1,714	19,970	15,976	-2,280
Camera Head, W/Monitors	06/28/2003	12/31/2007	1,714	22,902	18,322	-2,866
Camera Head, W/Monitors	06/28/2003	12/31/2007	1,714	22,902	18,322	-2,866
Camera Head, W/Monitors	06/28/2003	12/31/2007	1,714	22,902	18,322	-2,866
Rhinolaryngoscope	01/13/2005	12/31/2007	1,714	10,000	8,056	-230
Sigmoidoscope	01/10/2002	12/31/2007	1,750	13,013	13,013	1,750
Sigmoidoscope	01/10/2002	12/31/2007	1,750	13,013	13,013	1,750
Video Sigmoidoscope	01/15/2004	12/31/2007	1,750	12,362	12,362	1,750

FORM 990 PART I, LINE 8.C, COLUMN (B)
GAIN OR (LOSS) FROM SALES OF ASSETS OTHER THAN INVENTORY

DESCRIPTION	DATE ACQUIRED (NOTE #1)	DATE SOLD	SALES PRICE	COST/ EXPENSE OF SALE	ACCUM DEPREC	GAIN OR (LOSS)
Video Sigmoidoscope	01/15/2004	12/31/2007	1,750	12,362	12,362	1,750
Video Sigmoidoscope	01/15/2004	12/31/2007	1,750	12,362	12,362	1,750
Video Sigmoidoscope	01/15/2004	12/31/2007	1,750	12,362	12,362	1,750
Shelving, 31 Sections	01/26/2002	12/31/2007	1,850	15,500	15,500	1,850
Analyzer, Blood Gas	02/15/2001	12/31/2007	1,857	15,674	12,409	-1,408
Ventilator, Infant	02/24/2001	12/31/2007	1,857	27,204	21,537	-3,810
Ventilator	03/23/2001	12/31/2007	1,857	26,681	20,844	-3,979
Pump, Infusion	12/30/2000	12/31/2007	2,000	11,098	8,324	-775
MICROTOME	02/02/2001	12/31/2007	2,000	13,875	10,984	-891
MICROTOME	02/08/2001	12/31/2007	2,000	13,863	10,975	-888
MICROTOME	02/08/2001	12/31/2007	2,000	13,863	10,975	-888
EXAM CHAIR WITH STAND	02/08/2001	12/31/2007	2,000	12,436	9,845	-591
Monitor, Physiological	02/17/2001	12/31/2007	2,000	9,846	7,794	-51
MICROTOME	02/21/2001	12/31/2007	2,000	13,875	10,984	-891
MICROTOME	02/21/2001	12/31/2007	2,000	13,875	10,984	-891
Microtome, Rotary	03/15/2001	12/31/2007	2,000	14,030	10,961	-1,069
Field Analyzer II	03/17/2001	12/31/2007	2,000	22,400	17,500	-2,900
CENTRIFUGE	04/06/2001	12/31/2007	2,000	5,459	4,208	749
AUTOMATED MICROTOME 021	04/07/2001	12/31/2007	2,000	14,146	10,904	-1,242
ELECTROSURGICAL GENERATOR	04/13/2001	12/31/2007	2,000	13,376	10,310	-1,065
MONITOR PATIENT V24C 70879	05/01/2001	12/31/2007	2,000	9,348	7,108	-240
MONITOR PATIENT V24C 70875	05/01/2001	12/31/2007	2,000	9,348	7,108	-240
MONITOR PATIENT V24C 70876	05/01/2001	12/31/2007	2,000	9,348	7,108	-240
MONITOR PATIENT V24C 70875	05/01/2001	12/31/2007	2,000	9,348	7,108	-240
Patient Monitor	05/04/2001	12/31/2007	2,000	9,386	7,138	-249
Refrigerator	05/04/2001	12/31/2007	2,000	8,239	6,265	26
STERILIZER	05/26/2001	12/31/2007	2,000	19,920	15,148	-2,773
STERILIZER 12391	05/26/2001	12/31/2007	2,000	19,873	15,112	-2,761
STERILIZER 12499	06/23/2001	12/31/2007	2,000	18,460	13,845	-2,615
STERILIZER 12497	06/23/2001	12/31/2007	2,000	18,460	13,845	-2,615
STERILIZER 12500	06/23/2001	12/31/2007	2,000	18,460	13,845	-2,615
Shelving, 46 Sections	01/26/2002	12/31/2007	2,000	17,300	17,300	2,000
Drill, Surgical	02/21/2002	12/31/2007	2,000	20,756	20,756	2,000
Small Bone Power System	04/01/2002	12/31/2007	2,000	19,101	19,101	2,000
Conveyor Belt	04/06/2002	12/31/2007	2,000	20,503	20,503	2,000
Scope, Laryngoscope	04/18/2002	12/31/2007	2,000	8,478	8,478	2,000
VIDEO PROCESSOR 742044	04/29/2003	12/31/2007	2,000	18,476	15,397	-1,079
Hemodialysis Machine	07/03/2003	12/31/2007	2,000	13,350	10,458	-893
Retinal Camera	08/15/2003	12/31/2007	2,000	14,605	11,197	-1,408
Video Colonoscope	01/15/2004	12/31/2007	2,000	19,840	19,840	2,000
Video Colonoscope	01/15/2004	12/31/2007	2,000	19,840	19,840	2,000
Video Colonoscope	01/15/2004	12/31/2007	2,000	19,128	19,128	2,000
Flexible Sigmoidoscope	01/15/2004	12/31/2007	2,000	9,575	9,575	2,000
Flexible Sigmoidoscope	01/15/2004	12/31/2007	2,000	9,575	9,575	2,000
Flexible Sigmoidoscope	01/15/2004	12/31/2007	2,000	9,575	9,575	2,000
Flexible Sigmoidoscope	01/15/2004	12/31/2007	2,000	9,575	9,575	2,000
Flexible Sigmoidoscope	01/15/2004	12/31/2007	2,000	9,575	9,575	2,000
Flexible Sigmoidoscope	01/15/2004	12/31/2007	2,000	9,813	9,813	2,000
Flexible Sigmoidoscope	01/15/2004	12/31/2007	2,000	9,813	9,813	2,000
Bronchofiberscope	03/22/2004	12/31/2007	2,000	17,745	17,745	2,000
Bronchofiberscope	03/22/2004	12/31/2007	2,000	17,745	17,745	2,000
Colonoscope	04/08/2004	12/31/2007	2,000	19,840	19,840	2,000

FORM 990 PART I, LINE 8.C, COLUMN (B)
GAIN OR (LOSS) FROM SALES OF ASSETS OTHER THAN INVENTORY

DESCRIPTION	DATE ACQUIRED (NOTE #1)	DATE SOLD	SALES PRICE	COST/ EXPENSE OF SALE	ACCUM DEPREC	GAIN OR (LOSS)
Gastroscope	10/01/2004	12/31/2007	2,000	12,773	11,354	581
Gastroscope	10/01/2004	12/31/2007	2,000	12,773	11,354	581
Film Software	10/01/2004	12/31/2007	2,000	20,000	17,778	-222
Video Gastroscope	10/01/2004	12/31/2007	2,000	18,523	15,950	-573
Video Gastroscope	10/01/2004	12/31/2007	2,000	18,523	15,950	-573
Video Gastroscope	10/01/2004	12/31/2007	2,000	18,423	15,864	-559
Dicom Software	11/05/2004	12/31/2007	2,000	33,025	28,438	-2,587
Dicom Software	11/05/2004	12/31/2007	2,000	33,025	28,438	-2,587
Xeleris Software	11/18/2004	12/31/2007	2,000	11,550	9,946	396
Server Software	12/03/2004	12/31/2007	2,000	100,000	83,333	-14,667
DR Software Upgrade	12/09/2004	12/31/2007	2,000	10,000	8,333	333
Ultrasound Imaging Software	01/06/2005	12/31/2007	2,000	49,950	40,238	-7,713
Software, Brainscan SRS/SRT	01/06/2005	12/31/2007	2,000	21,069	16,972	-2,097
E Software	01/31/2005	12/31/2007	2,000	36,330	29,266	-5,064
Analyzer, Blood Gas	02/15/2001	12/31/2007	2,143	16,359	12,951	-1,265
Analyzer, Blood Gas	02/15/2001	12/31/2007	2,143	14,859	11,763	-953
Booth, Audiometric	02/15/2001	12/31/2007	2,143	16,768	13,275	-1,350
Booth, Audiometric	02/15/2001	12/31/2007	2,143	15,485	12,259	-1,083
Analyzer, Blood Gas	03/01/2001	12/31/2007	2,143	16,359	12,780	-1,436
ULTRASOUND UNIT P0191003 7	03/01/2001	12/31/2007	2,143	17,992	14,056	-1,793
Exercise Testing Sys,w/Treadmill	04/14/2001	12/31/2007	2,143	23,134	17,832	-3,159
X-RAY UNIT 738713	04/23/2001	12/31/2007	2,143	404,704	311,959	-90,602
X-RAY UNIT 9896010113030015	05/10/2001	12/31/2007	2,143	383,930	291,947	-89,840
Camcorder	05/18/2001	12/31/2007	2,143	19,775	15,037	-2,595
Camcorder	05/18/2001	12/31/2007	2,143	19,775	15,037	-2,595
X-Ray Unit	06/14/2001	12/31/2007	2,143	602,561	451,921	-148,497
Analyzer, Blood Gas	06/21/2001	12/31/2007	2,143	22,668	17,001	-3,524
CONTROLLER CAMERA microdig	05/16/2003	12/31/2007	2,143	24,667	20,144	-2,379
Surgical Instruments	06/04/2003	12/31/2007	2,143	35,445	28,356	-4,946
Storageworks MSL5026S2	11/11/2004	12/31/2007	2,143	17,829	13,598	-2,088
Ventilator Software	01/13/2005	12/31/2007	2,200	23,085	18,596	-2,289
EEG MACHINE	02/02/2001	12/31/2007	2,286	23,245	18,402	-2,557
Injection System	02/03/2001	12/31/2007	2,286	30,446	24,103	-4,057
Telemetry/Monitoring System	03/31/2001	12/31/2007	2,286	21,734	16,980	-2,469
Corneal Topographer	06/07/2001	12/31/2007	2,286	19,435	14,576	-2,573
COHERENCE BIOMETER	05/31/2003	12/31/2007	2,286	24,280	19,829	-2,166
Refrigerated Centrifuge	06/24/2003	12/31/2007	2,286	6,044	4,836	1,077
Probe System	07/29/2003	12/31/2007	2,286	23,524	18,427	-2,811
VIDEO PROCESSOR 742038	08/22/2003	12/31/2007	2,286	17,510	13,424	-1,800
Hemodialysis Machine	08/30/2003	12/31/2007	2,286	14,198	10,885	-1,027
Video Colonoscope	10/01/2004	12/31/2007	2,286	21,695	18,682	-728
Video Colonoscope	10/01/2004	12/31/2007	2,286	21,695	18,682	-728
Video Colonoscope	10/01/2004	12/31/2007	2,286	20,005	17,226	-493
Holmium YAG Laser	02/21/2002	12/31/2007	2,300	43,267	43,267	2,300
Anesthesia Unit	02/02/2001	12/31/2007	2,429	27,105	21,458	-3,218
Anesthesia Machine	03/22/2001	12/31/2007	2,429	36,938	28,858	-5,652
Anesthesia Machine	03/22/2001	12/31/2007	2,429	36,938	28,858	-5,652
Anesthesia Machine	03/22/2001	12/31/2007	2,429	36,938	28,858	-5,652
Anesthesia Machine	03/22/2001	12/31/2007	2,429	36,938	28,858	-5,652
Anesthesia Unit	03/22/2001	12/31/2007	2,429	37,762	29,501	-5,832
Anesthesia Unit	03/22/2001	12/31/2007	2,429	37,762	29,501	-5,832
Anesthesia Unit	03/22/2001	12/31/2007	2,429	37,762	29,501	-5,832

FORM 990 PART I, LINE 8.C, COLUMN (B)
GAIN OR (LOSS) FROM SALES OF ASSETS OTHER THAN INVENTORY

DESCRIPTION	DATE ACQUIRED (NOTE #1)	DATE SOLD	SALES PRICE	COST/ EXPENSE OF SALE	ACCUM DEPREC	GAIN OR (LOSS)
Anesthesia Unit	03/22/2001	12/31/2007	2,429	37,762	29,501	-5,832
Anesthesia Unit	03/22/2001	12/31/2007	2,429	37,393	29,214	-5,751
Anesthesia Unit	03/22/2001	12/31/2007	2,429	37,393	29,214	-5,751
Anesthesia Unit	03/22/2001	12/31/2007	2,429	37,393	29,214	-5,751
Anesthesia Unit	03/22/2001	12/31/2007	2,429	37,393	29,214	-5,751
Anesthesia Unit	03/22/2001	12/31/2007	2,429	37,393	29,214	-5,751
Anesthesia Unit	03/22/2001	12/31/2007	2,429	37,393	29,214	-5,751
Anesthesia Machine	03/22/2001	12/31/2007	2,429	37,393	29,214	-5,751
Anesthesia Unit	03/22/2001	12/31/2007	2,429	37,393	29,214	-5,751
Anesthesia Unit	03/22/2001	12/31/2007	2,429	38,648	30,194	-6,026
Anesthesia Unit	03/22/2001	12/31/2007	2,429	38,648	30,194	-6,026
Anesthesia Unit	03/22/2001	12/31/2007	2,429	38,648	30,194	-6,026
Anesthesia Unit	03/22/2001	12/31/2007	2,429	38,995	30,465	-6,102
Anesthesia Unit	03/22/2001	12/31/2007	2,429	37,550	29,336	-5,786
Anesthesia Unit	03/22/2001	12/31/2007	2,429	37,550	29,336	-5,786
Anesthesia Unit	03/22/2001	12/31/2007	2,429	37,550	29,336	-5,786
Anesthesia Unit	03/22/2001	12/31/2007	2,429	37,550	29,336	-5,786
Anesthesia Unit	03/22/2001	12/31/2007	2,429	37,550	29,336	-5,786
Anesthesia Unit	03/22/2001	12/31/2007	2,429	37,550	29,336	-5,786
Anesthesia Unit	03/22/2001	12/31/2007	2,429	37,550	29,336	-5,786
ANESTHESIA MACHINE 11056	05/05/2001	12/31/2007	2,429	37,402	28,441	-6,532
ANESTHESIA MACHINE	05/05/2001	12/31/2007	2,429	37,402	28,441	-6,532
ANESTHESIA MACHINE 12316	05/05/2001	12/31/2007	2,429	37,402	28,441	-6,532
ANESTHESIA MACHINE 10685	05/05/2001	12/31/2007	2,429	37,402	28,441	-6,532
ANESTHESIA MACHINE	05/05/2001	12/31/2007	2,429	37,402	28,441	-6,532
ANESTHESIA MACHINE 11058	05/05/2001	12/31/2007	2,429	37,402	28,441	-6,532
ANESTHESIA MACHINE 11575	05/05/2001	12/31/2007	2,429	37,844	28,777	-6,638
ANESTHESIA MACHINE 11573	05/05/2001	12/31/2007	2,429	37,844	28,777	-6,638
ANESTHESIA MACHINE 11576	05/05/2001	12/31/2007	2,429	37,844	28,777	-6,638
ANESTHESIA MACHINE	05/05/2001	12/31/2007	2,429	37,844	28,777	-6,638
Biometry, Optical	05/31/2003	12/31/2007	2,429	25,695	20,984	-2,282
Vitrectomy Unit includes instrume	02/24/1999	12/31/2007	2,500	62,068	62,068	2,500
Telemetry Server	03/23/2001	12/31/2007	2,500	19,500	15,234	-1,766
Light, Surgical	04/23/2001	12/31/2007	2,500	21,647	16,686	-2,461
Light, Surgical	04/23/2001	12/31/2007	2,500	21,647	16,686	-2,461
Film Digitizer	04/23/2004	12/31/2007	2,500	33,025	33,025	2,500
Film Digitizer	04/23/2004	12/31/2007	2,500	33,025	33,025	2,500
Film Digitizer	04/23/2004	12/31/2007	2,500	33,025	33,025	2,500
Film Digitizer	04/23/2004	12/31/2007	2,500	33,025	33,025	2,500
Gastroscope	10/01/2004	12/31/2007	2,500	18,423	16,376	453
Gastroscope	10/01/2004	12/31/2007	2,500	18,423	16,376	453
Gastroscope	10/01/2004	12/31/2007	2,500	18,423	16,376	453
Gastroscope	10/01/2004	12/31/2007	2,500	18,423	16,376	453
Gastroscope	11/13/2004	12/31/2007	2,500	19,777	17,030	-247
Gastroscope	11/13/2004	12/31/2007	2,500	19,777	17,030	-247
Gastroscope	11/13/2004	12/31/2007	2,500	19,777	17,030	-247
Gastroscope	11/13/2004	12/31/2007	2,500	19,777	17,030	-247
Gastroscope	11/13/2004	12/31/2007	2,500	19,777	17,030	-247
Gastroscope	11/13/2004	12/31/2007	2,500	19,777	17,030	-247
Gastroscope	11/13/2004	12/31/2007	2,500	20,330	17,506	-324
Gastroscope	11/13/2004	12/31/2007	2,500	20,330	17,506	-324
MONITOR PATIENT V24C 70027	02/02/2001	12/31/2007	2,571	12,330	9,762	3
Transcutaneous Monitor	02/15/2001	12/31/2007	2,571	19,905	15,758	-1,575
Microtome	02/21/2001	12/31/2007	2,571	13,878	10,987	-320

FORM 990 PART I, LINE 8.C, COLUMN (B)
GAIN OR (LOSS) FROM SALES OF ASSETS OTHER THAN INVENTORY

DESCRIPTION	DATE ACQUIRED (NOTE #1)	DATE SOLD	SALES PRICE	COST/ EXPENSE OF SALE	ACCUM DEPREC	GAIN OR (LOSS)
Fetal Monitor	03/06/2001	12/31/2007	2,571	17,012	13,291	-1,150
Vascular Testing System	03/10/2001	12/31/2007	2,571	28,986	22,646	-3,769
Monitor, Anesthesia	03/17/2001	12/31/2007	2,571	28,141	21,985	-3,584
Monitor, Anesthesia	03/17/2001	12/31/2007	2,571	28,141	21,985	-3,584
COAGULATION UNIT 707802	05/04/2001	12/31/2007	2,571	26,995	20,527	-3,896
COAGULATION UNIT 717080	05/10/2001	12/31/2007	2,571	27,015	20,543	-3,901
MONITOR CARDIAC	05/19/2001	12/31/2007	2,571	27,744	21,097	-4,076
Patient Monitor	05/19/2001	12/31/2007	2,571	27,744	21,097	-4,076
MONITOR ANESTHESIA	05/19/2001	12/31/2007	2,571	27,744	21,097	-4,076
Endoscope, HysteroFiberscope Sy	05/23/2001	12/31/2007	2,571	21,536	16,376	-2,588
REFRIGERATOR LAB	06/22/2001	12/31/2007	2,571	7,639	5,729	662
ENDOSCOPE	04/29/2003	12/31/2007	2,571	15,669	13,058	-40
Cassette Labeler	07/05/2003	12/31/2007	2,571	16,289	12,759	-958
Router Catalyst	11/05/2004	12/31/2007	2,571	41,239	35,511	-3,156
Router Catalyst	11/05/2004	12/31/2007	2,571	41,239	35,511	-3,156
Sigmoidoscope	11/13/2004	12/31/2007	2,571	13,403	11,542	710
Sigmoidoscope	11/13/2004	12/31/2007	2,571	13,403	11,542	710
Sigmoidoscope	11/13/2004	12/31/2007	2,571	13,403	11,542	710
Sigmoidoscope	11/13/2004	12/31/2007	2,571	13,403	11,542	710
Sigmoidoscope	11/13/2004	12/31/2007	2,571	13,403	11,542	710
Sigmoidoscope	11/13/2004	12/31/2007	2,571	13,403	11,542	710
Sigmoidoscope	11/13/2004	12/31/2007	2,571	13,403	11,542	710
Sigmoidoscope	11/13/2004	12/31/2007	2,571	13,403	11,542	710
Sigmoidoscope	11/13/2004	12/31/2007	2,571	13,403	11,542	710
Sigmoidoscope	11/13/2004	12/31/2007	2,571	13,403	11,542	710
Communication Eqpt	12/23/2004	12/31/2007	2,571	25,850	21,542	-1,737
Video Gastroscope	02/11/2005	12/31/2007	2,571	19,575	15,225	-1,779
TELEMETRY SERVER PHILIPS 7	03/23/2001	12/31/2007	2,667	21,566	16,848	-2,051
LIGHT SOURCE	02/21/2002	12/31/2007	2,850	9,270	9,270	2,850
Instrument, Surgical	03/01/2002	12/31/2007	2,850	24,927	24,927	2,850
Instrument, Surgical	03/01/2002	12/31/2007	2,850	24,927	24,927	2,850
Instrument, Surgical	03/01/2002	12/31/2007	2,850	24,927	24,927	2,850
Light Source, Xenon	03/25/2002	12/31/2007	2,850	9,373	9,373	2,850
Laser Photocoagulator-From NoC	07/12/2002	12/31/2007	2,850	34,500	34,500	2,850
X-RAY UNIT 46184857G1 0248	02/10/2001	12/31/2007	2,857	39,823	31,527	-5,439
Monitor, Telemetry System	02/17/2001	12/31/2007	2,857	25,807	20,430	-2,519
Monitor, Telemetry System	02/17/2001	12/31/2007	2,857	25,807	20,430	-2,519
Monitor, Telemetry System	02/17/2001	12/31/2007	2,857	25,807	20,430	-2,519
Infant Incubator, Bassinet	03/08/2001	12/31/2007	2,857	30,892	24,134	-3,900
CAMERA RETINAL	03/15/2001	12/31/2007	2,857	26,306	20,551	-2,897
Infant Incubator, Bassinet	03/15/2001	12/31/2007	2,857	30,763	24,034	-3,872
Infant Incubator, Bassinet	03/15/2001	12/31/2007	2,857	30,763	24,034	-3,872
Sterilizer, Endoscope	03/22/2001	12/31/2007	2,857	43,490	33,977	-6,656
Infant Incubator, Bassinet	03/22/2001	12/31/2007	2,857	30,911	24,149	-3,905
MONITOR PATIENT V24C 70878	03/23/2001	12/31/2007	2,857	39,594	30,932	-5,804
VIDEO PROCESSOR 708272	04/03/2001	12/31/2007	2,857	26,698	20,579	-3,261
ANALYZER BLOOD GAS	04/06/2001	12/31/2007	2,857	22,668	17,473	-2,338
Monitor, Telemetry System	04/14/2001	12/31/2007	2,857	25,670	19,788	-3,026
Monitor, Telemetry System	04/14/2001	12/31/2007	2,857	25,670	19,788	-3,026
Monitor, Telemetry System	04/14/2001	12/31/2007	2,857	25,670	19,788	-3,026
Monitor, Telemetry System	04/14/2001	12/31/2007	2,857	25,670	19,788	-3,026
Imaging System, Digital	04/20/2001	12/31/2007	2,857	51,164	39,439	-8,868

FORM 990 PART I, LINE 8.C, COLUMN (B)
GAIN OR (LOSS) FROM SALES OF ASSETS OTHER THAN INVENTORY

DESCRIPTION	DATE ACQUIRED (NOTE #1)	DATE SOLD	SALES PRICE	COST/ EXPENSE OF SALE	ACCUM DEPREC	GAIN OR (LOSS)
SLIDE STAINER	05/01/2001	12/31/2007	2,857	20,600	15,665	-2,078
STAINER TISSUE DRS2000AD1	05/01/2001	12/31/2007	2,857	20,600	15,665	-2,078
CENTRIFUGE	05/01/2001	12/31/2007	2,857	33,900	25,778	-5,265
Tissue Processor	05/10/2001	12/31/2007	2,857	33,900	25,778	-5,265
TISSUE PROCESSOR	05/10/2001	12/31/2007	2,857	33,900	25,778	-5,265
UROLOGICAL ULTRASOUND	05/23/2001	12/31/2007	2,857	20,422	15,529	-2,036
ELECTROSURGICAL UNIT 711	06/08/2001	12/31/2007	2,857	22,199	16,649	-2,693
Perimeter, Automatic	06/14/2001	12/31/2007	2,857	22,400	16,800	-2,743
Treadmill EKG Monitor	06/30/2001	12/31/2007	2,857	55,777	41,833	-11,087
CAMERA RETINAL	06/30/2001	12/31/2007	2,857	32,042	24,032	-5,153
CAMERA RETINAL	04/19/2003	12/31/2007	2,857	29,315	24,429	-2,029
Centrifuge	04/19/2003	12/31/2007	2,857	23,607	19,672	-1,077
Lithoclast System	05/01/2003	12/31/2007	2,857	29,086	23,753	-2,475
CAMERA RETINAL	05/10/2003	12/31/2007	2,857	29,315	23,941	-2,517
Upright Biopsy Device	05/15/2003	12/31/2007	2,857	44,600	36,423	-5,320
Video Processor, Surgical	06/24/2003	12/31/2007	2,857	28,535	22,828	-2,850
Video Processor	07/03/2003	12/31/2007	2,857	26,158	20,490	-2,810
Video Processor, W/Acc	07/26/2003	12/31/2007	2,857	25,107	19,667	-2,583
Colonoscope	10/01/2004	12/31/2007	2,857	20,146	17,908	619
Colonoscope	10/01/2004	12/31/2007	2,857	20,146	17,908	619
Colonoscope	10/01/2004	12/31/2007	2,857	20,146	17,908	619
Duodenoscope	10/01/2004	12/31/2007	2,857	24,799	22,043	102
Therapeutic Gastroscope	10/01/2004	12/31/2007	2,857	22,508	19,382	-269
Colonoscope	11/13/2004	12/31/2007	2,857	23,058	19,855	-345
Colonoscope	11/13/2004	12/31/2007	2,857	23,058	19,855	-345
Colonoscope	11/13/2004	12/31/2007	2,857	23,058	19,855	-345
Colonoscope	11/13/2004	12/31/2007	2,857	23,058	19,855	-345
Colonoscope	11/13/2004	12/31/2007	2,857	23,058	19,855	-345
Colonoscope	11/13/2004	12/31/2007	2,857	23,058	19,855	-345
Colonoscope	11/13/2004	12/31/2007	2,857	23,058	19,855	-345
Colonoscope	11/13/2004	12/31/2007	2,857	23,198	19,976	-365
Colonoscope	11/13/2004	12/31/2007	2,857	23,198	19,976	-365
PHACO EMULSIFIER ASPIRATR	02/24/1999	12/31/2007	2,900	68,048	68,048	2,900
STRESS TEST UNIT EKG 7078	03/22/2001	12/31/2007	3,000	11,663	9,112	449
BALER	04/28/2001	12/31/2007	3,000	11,725	9,038	313
Scope, Flexible Cystoscope	03/14/2002	12/31/2007	3,000	6,156	6,156	3,000
Scope, Cystoscope, Flexible	03/25/2002	12/31/2007	3,000	6,156	6,156	3,000
Scope, Cystoscope, Flexible	03/25/2002	12/31/2007	3,000	6,156	6,156	3,000
Scope, Flexible Cystoscope	04/18/2002	12/31/2007	3,000	6,391	6,391	3,000
Scope, Flexible Cystoscope	04/18/2002	12/31/2007	3,000	5,500	5,500	3,000
Scope, Flexible Cystoscope	04/18/2002	12/31/2007	3,000	5,500	5,500	3,000
Drill, Large Battery System	04/18/2002	12/31/2007	3,000	36,075	36,075	3,000
Video Gastroscope	01/15/2004	12/31/2007	3,000	17,887	17,887	3,000
Video Gastroscope	01/15/2004	12/31/2007	3,000	17,887	17,887	3,000
Video Gastroscope	01/15/2004	12/31/2007	3,000	17,887	17,887	3,000
Video Gastroscope	01/15/2004	12/31/2007	3,000	17,033	17,033	3,000
Video Gastroscope	01/15/2004	12/31/2007	3,000	17,174	17,174	3,000
Video Gastroscope	01/15/2004	12/31/2007	3,000	18,039	18,039	3,000
Video Gastroscope	01/15/2004	12/31/2007	3,000	18,220	18,220	3,000
Video Duodenoscope	03/22/2004	12/31/2007	3,000	19,129	19,129	3,000
TRACEMASTER WORKSTATION	03/23/2001	12/31/2007	3,143	34,435	26,902	-4,390
EKG Unit, Pagewriter XLi	03/23/2001	12/31/2007	3,143	40,785	31,863	-5,779
ELECTROSURGICAL UNIT ICC2I	06/04/2001	12/31/2007	3,143	29,294	21,971	-4,181

FORM 990 PART I, LINE 8.C, COLUMN (B)
GAIN OR (LOSS) FROM SALES OF ASSETS OTHER THAN INVENTORY

DESCRIPTION	DATE ACQUIRED (NOTE #1)	DATE SOLD	SALES PRICE	COST/ EXPENSE OF SALE	ACCUM DEPREC	GAIN OR (LOSS)
Ultrasound, Diagnostic	06/30/2001	12/31/2007	3,143	27,272	20,454	-3,675
Analyzer, Coagulation	08/09/2003	12/31/2007	3,143	32,750	25,108	-4,499
Winstation 1400 System	02/12/2002	12/31/2007	3,200	36,697	36,697	3,200
Patient Monitor	06/14/2001	12/31/2007	3,286	21,906	16,430	-2,191
CONTROLLER CAMERA 735921	06/02/2003	12/31/2007	3,286	15,356	12,285	214
CONTROLLER CAMERA 3 CHIP	06/02/2003	12/31/2007	3,286	15,356	12,285	214
CONTROLLER CAMERA 740541	06/02/2003	12/31/2007	3,286	15,356	12,285	214
Network Eqpt	12/16/2004	12/31/2007	3,333	31,597	26,331	-1,933
LIGHT SOURCE	05/26/2001	12/31/2007	3,429	36,649	27,869	-5,352
CONTROLLER CAMERA 3 CHIP	08/07/2003	12/31/2007	3,429	35,761	27,417	-4,916
Capsule Endoscopy System	08/08/2003	12/31/2007	3,429	36,650	28,098	-5,123
Computer, Easyvision Upgrade	02/21/2002	12/31/2007	3,500	68,268	68,268	3,500
X-Ray Unit, C-Arm	05/13/2000	12/31/2007	3,571	45,700	34,275	-7,854
Ventilator	02/17/2001	12/31/2007	3,571	25,807	20,430	-1,805
Ventilator	02/17/2001	12/31/2007	3,571	25,807	20,430	-1,805
Monitor, Telemetry System	02/17/2001	12/31/2007	3,571	25,807	20,430	-1,805
Monitor, Telemetry System	02/17/2001	12/31/2007	3,571	25,807	20,430	-1,805
Ventilator	02/24/2001	12/31/2007	3,571	28,442	22,517	-2,354
Ventilator	02/24/2001	12/31/2007	3,571	28,442	22,517	-2,354
Ventilator	02/24/2001	12/31/2007	3,571	28,442	22,517	-2,354
Ventilator	02/24/2001	12/31/2007	3,571	28,442	22,517	-2,354
Ventilator	02/24/2001	12/31/2007	3,571	28,442	22,517	-2,354
Aspirator, Vitrectomy Unit	02/28/2001	12/31/2007	3,571	73,490	58,180	-11,739
Processor, Multiloader	03/15/2001	12/31/2007	3,571	34,986	27,333	-4,082
TELEMETRY MONITORS PORTA	03/22/2001	12/31/2007	3,571	55,644	43,472	-8,601
X-RAY FILM ILLUMINATOR 717	03/22/2001	12/31/2007	3,571	27,225	21,269	-2,384
Disinfector, Endoscope	03/22/2001	12/31/2007	3,571	44,604	34,847	-6,186
VIDEO CONFERENCING SYSTEM	03/22/2001	12/31/2007	3,571	43,854	34,261	-6,022
Teleconferencing System	03/22/2001	12/31/2007	3,571	40,534	31,667	-5,295
VENTILATOR 739860	04/02/2001	12/31/2007	3,571	31,857	24,556	-3,729
VENTILATOR 739858	04/02/2001	12/31/2007	3,571	31,857	24,556	-3,729
VENTILATOR SYSTEM MOBILE	04/03/2001	12/31/2007	3,571	29,291	22,578	-3,141
VENTILATOR SYSTEM MOBILE	04/03/2001	12/31/2007	3,571	29,291	22,578	-3,141
VENTILATOR SYSTEM MOBILE	04/03/2001	12/31/2007	3,571	29,291	22,578	-3,141
VIEWING STATION SLAVE	04/23/2001	12/31/2007	3,571	78,691	60,658	-14,462
Ultrasound, Diagnostic	05/23/2001	12/31/2007	3,571	27,272	20,738	-2,963
DIGITAL CAMERA ENDOSCOPY	06/08/2001	12/31/2007	3,571	36,149	27,112	-5,466
DIGITAL CAMERA ENDOSCOPY	06/08/2001	12/31/2007	3,571	36,149	27,112	-5,466
Ventilator	06/23/2001	12/31/2007	3,571	27,004	20,253	-3,180
Ventilator	06/23/2001	12/31/2007	3,571	27,004	20,253	-3,180
Ventilator	06/23/2001	12/31/2007	3,571	27,004	20,253	-3,180
Surgical Instruments	04/08/2003	12/31/2007	3,571	28,650	23,875	-1,204
Security System, 16 Camera	04/26/2003	12/31/2007	3,571	26,293	21,911	-811
Surveillance System	07/10/2003	12/31/2007	3,571	28,772	22,538	-2,663
Total Fitness Exerciser	07/19/2003	12/31/2007	3,571	46,670	36,558	-6,540
Urethroscope System, Pedi-Infant	02/16/2002	12/31/2007	3,600	23,218	23,218	3,600
BIOFEEDBACK SYSTEM Medical	10/22/2004	12/31/2007	3,667	18,955	16,849	1,561
PACS SYSTEM	04/08/2003	12/31/2007	3,857	38,385	31,988	-2,540
ANALYZER BLOOD GAS	02/21/2001	12/31/2007	4,000	38,138	30,193	-3,945
Tracemaster ECG Mgmt Sys Upgr	03/22/2001	12/31/2007	4,000	32,160	25,125	-3,035
ANALYZER BLOOD GAS	05/10/2001	12/31/2007	4,000	39,027	29,677	-5,350
Sterilizer	06/14/2001	12/31/2007	4,000	44,515	33,386	-7,129

FORM 990 PART I, LINE 8.C, COLUMN (B)
GAIN OR (LOSS) FROM SALES OF ASSETS OTHER THAN INVENTORY

DESCRIPTION	DATE ACQUIRED (NOTE #1)	DATE SOLD	SALES PRICE	COST/ EXPENSE OF SALE	ACCUM DEPREC	GAIN OR (LOSS)
DS3000 Server Field Upgrade	02/07/2002	12/31/2007	4,000	48,500	48,500	4,000
Laser, Yag, W/Slit Lamp	02/09/2002	12/31/2007	4,000	24,250	24,250	4,000
Laser, Ophthalmic Argon	04/01/2002	12/31/2007	4,000	39,500	39,500	4,000
Video Colonoscope	01/15/2004	12/31/2007	4,000	20,554	20,554	4,000
Video Colonoscope	01/15/2004	12/31/2007	4,000	20,554	20,554	4,000
Base Anso Software	01/22/2004	12/31/2007	4,000	91,889	91,889	4,000
Mars PC	01/13/2005	12/31/2007	4,000	37,460	30,176	-3,284
Software License	02/28/2005	12/31/2007	4,000	200,000	155,556	-40,444
MONITOR PATIENT 717029	03/23/2001	12/31/2007	4,143	33,169	25,913	-3,113
ANALYZER HEMATOLOGY 718	02/08/2001	12/31/2007	4,286	73,500	58,188	-11,027
ULTRASOUND MACHINE	02/08/2001	12/31/2007	4,286	30,872	24,440	-2,146
ULTRASOUND UNIT GM6705A2/	02/08/2001	12/31/2007	4,286	30,392	24,060	-2,046
INJECTION SYSTEM	02/28/2001	12/31/2007	4,286	54,935	43,490	-7,159
ANALYZER HEMATOLOGY 708	03/02/2001	12/31/2007	4,286	71,000	55,469	-11,246
ULTRASOUND MACHINE	03/08/2001	12/31/2007	4,286	30,372	23,728	-2,358
ULTRASOUND MACHINE	03/08/2001	12/31/2007	4,286	27,272	21,306	-1,680
ULTRASOUND MACHINE	03/08/2001	12/31/2007	4,286	30,872	24,119	-2,468
Ultrasound, Diagnostic	03/15/2001	12/31/2007	4,286	34,989	27,335	-3,368
Ultrasound, Diagnostic	03/15/2001	12/31/2007	4,286	32,596	25,466	-2,845
ULTRASOUND UNIT GM6705A2/	03/15/2001	12/31/2007	4,286	27,272	21,306	-1,680
Ultrasound, Diagnostic	03/15/2001	12/31/2007	4,286	27,272	21,306	-1,680
Ultrasound, Diagnostic	03/15/2001	12/31/2007	4,286	27,272	21,306	-1,680
ECG Unit, Tracemaster	03/23/2001	12/31/2007	4,286	33,785	26,395	-3,105
ECG Unit, Tracemaster	03/23/2001	12/31/2007	4,286	34,435	26,902	-3,247
ULTRASOUND UNIT GM6705A2/	04/03/2001	12/31/2007	4,286	27,272	21,022	-1,964
ULTRASOUND MACHINE	04/03/2001	12/31/2007	4,286	27,272	21,022	-1,964
ULTRASOUND MACHINE	04/05/2001	12/31/2007	4,286	27,272	21,022	-1,964
ULTRASOUND UNIT GM6705A2/	04/06/2001	12/31/2007	4,286	27,272	21,022	-1,964
ULTRASOUND MACHINE	04/06/2001	12/31/2007	4,286	27,272	21,022	-1,964
MAMMOTONE	04/07/2001	12/31/2007	4,286	33,750	26,016	-3,449
Ultrasound, Diagnostic	04/13/2001	12/31/2007	4,286	27,272	21,022	-1,964
Ultrasound, Diagnostic	04/14/2001	12/31/2007	4,286	27,272	21,022	-1,964
Ultrasound, Diagnostic	04/14/2001	12/31/2007	4,286	27,272	21,022	-1,964
Ultrasound, Diagnostic	04/14/2001	12/31/2007	4,286	27,502	21,199	-2,017
Electrosurgical Unit	04/21/2001	12/31/2007	4,286	43,826	33,783	-5,758
Ventilator	04/30/2001	12/31/2007	4,286	42,665	32,887	-5,492
Ventilator	04/30/2001	12/31/2007	4,286	42,665	32,887	-5,492
Ventilator	04/30/2001	12/31/2007	4,286	42,665	32,887	-5,492
Ventilator	04/30/2001	12/31/2007	4,286	42,665	32,887	-5,492
Ultrasound, Diagnostic	05/01/2001	12/31/2007	4,286	27,272	20,738	-2,248
TISSUE EMBEDDER	05/01/2001	12/31/2007	4,286	28,200	21,444	-2,471
Hysteroscope System	05/08/2001	12/31/2007	4,286	19,407	14,757	-364
ANALYZER TISSUE	05/10/2001	12/31/2007	4,286	50,350	38,287	-7,777
Analyzer, Chemistry	05/26/2001	12/31/2007	4,286	72,000	54,750	-12,964
Camera System, Endoscopy	02/22/2003	12/31/2007	4,286	41,126	33,586	-3,254
Camera System, Endoscopy	02/22/2003	12/31/2007	4,286	41,126	33,586	-3,254
Power Conditioner	04/08/2003	12/31/2007	4,286	31,874	26,562	-1,027
Security System, 16 Camera	04/26/2003	12/31/2007	4,286	33,886	28,238	-1,362
Security System, 16 Camera	05/10/2003	12/31/2007	4,286	30,019	24,516	-1,218
Video Endoscopy System	06/04/2003	12/31/2007	4,286	36,650	29,320	-3,044
Scope, Video Duodenoscope	04/04/2002	12/31/2007	4,300	25,344	25,344	4,300

FORM 990 PART I, LINE 8.C, COLUMN (B)
GAIN OR (LOSS) FROM SALES OF ASSETS OTHER THAN INVENTORY

DESCRIPTION	DATE ACQUIRED (NOTE #1)	DATE SOLD	SALES PRICE	COST/ EXPENSE OF SALE	ACCUM DEPREC	GAIN OR (LOSS)
Video Colonoscope	02/13/2004	12/31/2007	4,300	23,126	23,126	4,300
EKG Unit, Pagewriter XLI	03/23/2001	12/31/2007	4,571	32,160	25,125	-2,464
EKG Unit, Pagewriter XLI	03/23/2001	12/31/2007	4,571	34,435	26,902	-2,961
EKG Unit, Pagewriter XLI	03/23/2001	12/31/2007	4,571	32,160	25,125	-2,464
ULTRASOUND MACHINE	04/03/2001	12/31/2007	4,571	28,447	21,928	-1,948
EMG UNIT 724638	05/18/2001	12/31/2007	4,571	28,484	21,660	-2,253
EKG Unit	06/30/2001	12/31/2007	4,571	61,608	46,206	-10,831
Bronchoscope Processor w/Scope	06/21/2003	12/31/2007	4,571	37,771	30,217	-2,983
EKG UNIT 710975	05/10/2001	12/31/2007	4,857	31,766	24,155	-2,753
Monitor, Telemetry System 12 pat	10/17/1998	12/31/2007	5,000	140,580	140,580	5,000
Analyzer, Hematology	03/01/2001	12/31/2007	5,000	71,000	55,469	-10,531
Patient Monitoring Network, Virid	03/23/2001	12/31/2007	5,000	78,850	61,602	-12,248
STERILIZER STEAM	05/01/2001	12/31/2007	5,000	50,297	38,247	-7,050
STERILIZER STEAM	05/01/2001	12/31/2007	5,000	50,297	38,247	-7,050
Bucky Stand, Digital	05/23/2001	12/31/2007	5,000	132,783	100,971	-26,813
Digital R/F System,	03/13/2002	12/31/2007	5,000	118,637	118,637	5,000
MRI Coil, Neurovasc Unit	05/10/2003	12/31/2007	5,000	67,780	55,354	-7,426
Video Colonoscope	01/15/2004	12/31/2007	5,000	21,396	21,396	5,000
Video Colonoscope	01/15/2004	12/31/2007	5,000	21,396	21,396	5,000
Video Colonoscope	01/15/2004	12/31/2007	5,000	21,396	21,396	5,000
Therapeutic Gastroscope	01/15/2004	12/31/2007	5,000	21,595	21,595	5,000
Video Colonoscope	01/15/2004	12/31/2007	5,000	20,684	20,684	5,000
Therapeutic Gastroscope	01/15/2004	12/31/2007	5,000	20,883	20,883	5,000
Video Colonoscope	02/13/2004	12/31/2007	5,000	20,684	20,684	5,000
Video Colonoscope	02/13/2004	12/31/2007	5,000	20,684	20,684	5,000
Video Colonoscope	02/13/2004	12/31/2007	5,000	21,396	21,396	5,000
Server	10/14/2004	12/31/2007	5,000	93,400	72,828	-15,572
Telemetry Server	04/03/2001	12/31/2007	5,333	62,789	48,400	-9,056
Communication Platform	11/05/2004	12/31/2007	5,429	40,693	35,041	-223
EPICARDIA MONITORING SYST	06/10/2000	12/31/2007	5,714	68,820	51,615	-11,491
Mammography Unit	03/08/2001	12/31/2007	5,714	75,997	59,372	-10,910
Densitometer, Bone X-Ray	03/08/2001	12/31/2007	5,714	77,000	60,156	-11,129
Densitometer, Bone	03/08/2001	12/31/2007	5,714	79,000	61,719	-11,567
Laser Imager	03/17/2001	12/31/2007	5,714	76,669	59,898	-11,057
Mammography Unit	03/22/2001	12/31/2007	5,714	74,951	58,555	-10,681
BONE DENSITOMETER 738704	04/06/2001	12/31/2007	5,714	79,000	60,896	-12,390
X-ray, Mini C-Arm	04/13/2001	12/31/2007	5,714	62,700	48,331	-8,654
X-ray Unit, Mini C-Arm	04/16/2001	12/31/2007	5,714	62,700	48,331	-8,654
Gamma Camera	04/23/2001	12/31/2007	5,714	78,691	60,658	-12,319
X-RAY MOBILE MINI C ARM	04/28/2001	12/31/2007	5,714	63,925	49,276	-8,935
Mammography Unit	05/17/2001	12/31/2007	5,714	74,951	56,994	-12,243
TERMACAM CAMERA	05/17/2001	12/31/2007	5,714	41,496	31,554	-4,227
Bucky Stand, Digital	05/23/2001	12/31/2007	5,714	166,500	126,609	-34,176
Bucky Stand, Digital	05/23/2001	12/31/2007	5,714	166,500	126,609	-34,176
WASHER STERILIZER	06/30/2001	12/31/2007	5,714	88,040	66,030	-16,296
WASHER STERILIZER	06/30/2001	12/31/2007	5,714	88,040	66,030	-16,296
WASHER STERILIZER	06/30/2001	12/31/2007	5,714	88,040	66,030	-16,296
Power Conditioner	04/08/2003	12/31/2007	5,714	57,374	47,812	-3,848
Surgery System, Image Guided	06/02/2003	12/31/2007	5,714	90,869	72,695	-12,460
SPLITSCOPE IMAGE GUIDED SI	07/09/2003	12/31/2007	5,714	90,869	71,181	-13,974
Voicemail System	12/23/2004	12/31/2007	5,714	41,931	34,942	-1,274
Server, Rackmount	02/21/2005	12/31/2007	5,833	60,794	41,276	-13,685

FORM 990 PART I, LINE 8.C, COLUMN (B)
GAIN OR (LOSS) FROM SALES OF ASSETS OTHER THAN INVENTORY

DESCRIPTION	DATE ACQUIRED (NOTE #1)	DATE SOLD	SALES PRICE	COST/ EXPENSE OF SALE	ACCUM DEPREC	GAIN OR (LOSS)
LASER OPHTHALMIC 730255	03/04/2002	12/31/2007	6,000	48,800	48,800	6,000
Cabling Materials	02/13/2004	12/31/2007	6,000	57,000	57,000	6,000
Software	11/12/2004	12/31/2007	6,000	47,423	40,836	-587
MAMMOGRAPHY UNIT 6134709	02/24/1999	12/31/2007	6,400	73,928	73,928	6,400
MAMMOGRAPHY MACHINE	03/02/2001	12/31/2007	6,429	67,865	53,020	-8,417
Mammography Unit	03/10/2001	12/31/2007	6,429	71,365	55,754	-9,183
Mammography Unit	03/17/2001	12/31/2007	6,429	73,810	57,664	-9,717
Ultrasound, Diagnostic	04/06/2001	12/31/2007	6,429	50,588	38,995	-5,165
MAMMOGRAPHY UNIT 6134709	04/23/2001	12/31/2007	6,429	72,318	54,992	-10,898
INJECTION SYSTEM	04/28/2001	12/31/2007	6,429	82,339	63,470	-12,441
X-RAY MOBILE MINI C ARM 711	06/04/2001	12/31/2007	6,429	66,700	50,025	-10,246
Laser Imaging System	04/08/2003	12/31/2007	6,429	63,300	52,750	-4,121
Mini C-Arm Imager	04/08/2003	12/31/2007	6,429	64,500	53,750	-4,321
TELEMETRY SERVER 731126	03/23/2001	12/31/2007	6,667	41,232	32,213	-2,353
Workstation	12/16/2004	12/31/2007	6,833	46,123	33,653	-5,637
CAMERA GAMMA	04/16/2001	12/31/2007	7,143	499,642	385,141	-107,358
ULTRASOUND UNIT 12330	04/28/2001	12/31/2007	7,143	138,150	106,491	-24,517
Digital Extension Logger	05/19/2001	12/31/2007	7,143	152,544	115,997	-29,404
ULTRASOUND UNIT 704741	05/23/2001	12/31/2007	7,143	126,710	96,352	-23,215
ULTRASOUND UNIT 710659	05/23/2001	12/31/2007	7,143	137,953	104,902	-25,908
Ultrasound, Diagnostic	05/23/2001	12/31/2007	7,143	124,060	94,337	-22,580
DICTATION SYSTEM	06/22/2001	12/31/2007	7,143	281,582	211,187	-63,253
Processor	12/04/2004	12/31/2007	7,500	60,155	42,371	-10,285
ULTRASOUND UNIT 2264458 73	03/09/2001	12/31/2007	7,857	58,656	45,825	-4,974
Manometry System	05/12/2001	12/31/2007	7,857	60,450	45,967	-6,626
TELEMETRY SERVER 700471	03/01/2001	12/31/2007	8,333	56,570	44,195	-4,041
Analyzer, Hematology	02/22/2001	12/31/2007	8,571	124,500	98,563	-17,366
Analyzer, Hematology	03/01/2001	12/31/2007	8,571	124,500	97,266	-18,663
Retinal Camera	03/31/2001	12/31/2007	8,571	75,285	58,816	-7,897
ULTRASOUND UNIT 701465	04/02/2001	12/31/2007	8,571	222,800	171,742	-42,487
Ultrasound, Diagnostic	04/03/2001	12/31/2007	8,571	152,040	117,198	-26,271
Ultrasound, Diagnostic	04/03/2001	12/31/2007	8,571	235,857	181,806	-45,479
Ultrasound, Diagnostic	04/03/2001	12/31/2007	8,571	224,458	173,020	-42,867
Monitor, Telemetry System	04/07/2001	12/31/2007	8,571	95,518	73,629	-13,318
Monitor, Telemetry System	04/14/2001	12/31/2007	8,571	57,734	44,503	-4,659
ULTRASOUND UNIT 709718	04/23/2001	12/31/2007	8,571	191,134	147,332	-35,230
ULTRASOUND UNIT IMAGE GAT	04/23/2001	12/31/2007	8,571	234,458	180,728	-45,159
Analyzer, Chemistry	04/28/2001	12/31/2007	8,571	90,000	69,375	-12,054
Digital Radiography, Bucky Stand	05/23/2001	12/31/2007	8,571	180,000	136,875	-34,554
Bone Densitometer	05/22/2003	12/31/2007	8,571	79,500	64,925	-6,004
Monitoring System	01/04/2002	12/31/2007	8,800	330,029	330,029	8,800
Monitoring System	01/17/2002	12/31/2007	9,000	381,102	381,102	9,000
QS SYSTEM SERVER 741171	01/17/2002	12/31/2007	9,000	283,228	283,228	9,000
LITHOTRIPSY UNIT 721509	03/21/2002	12/31/2007	9,000	30,000	30,000	9,000
STERILIZER STEAM 1005TC127	10/28/2000	12/31/2007	9,285	108,017	81,013	-17,719
Total Sales Price Less Than \$10,000			2,306,383	29,625,875	24,129,383	-3,190,109

Sales Price \$10,000 or Over

Telemetry Server	03/23/2001	12/31/2007	10,000	91,107	71,177	-9,930
VIDEO PROCESSOR 717231	06/22/2001	12/31/2007	10,000	85,345	64,009	-11,336
X-RAY MOBILE C ARM 7181000C	06/30/2001	12/31/2007	10,000	140,354	105,266	-25,089

FORM 990 PART I, LINE 8.C, COLUMN (B)
GAIN OR (LOSS) FROM SALES OF ASSETS OTHER THAN INVENTORY

DESCRIPTION	DATE ACQUIRED (NOTE #1)	DATE SOLD	SALES PRICE	COST/ EXPENSE OF SALE	ACCUM DEPREC	GAIN OR (LOSS)
Teleworking software	11/12/2004	12/31/2007	10,000	77,324	66,585	-739
IMS Database	02/28/2005	12/31/2007	10,000	182,703	142,102	-30,601
Analyzer, Chemistry	04/28/2001	12/31/2007	10,714	182,474	140,657	-31,103
Analyzer, Hematology	04/28/2001	12/31/2007	10,714	185,750	143,182	-31,853
X-Ray Unit, C-Arm	11/18/2000	12/31/2007	11,429	171,783	128,837	-31,517
Analyzer, Chemistry	04/28/2001	12/31/2007	11,429	162,369	125,159	-25,781
Server	01/25/2005	12/31/2007	11,667	158,175	111,411	-35,097
Server	01/25/2005	12/31/2007	11,667	158,174	111,411	-35,097
LAPROSCOPIC VIDEO SYSTEM,	07/17/2003	12/31/2007	12,857	73,591	57,646	-3,088
BREAST BIOPSY SYSTEM 30002	06/11/2003	12/31/2007	13,571	145,752	116,602	-15,579
CAMERA, VIDEO ENDOSCOPE	05/17/2001	12/31/2007	14,286	48,302	36,730	2,713
CAMERA, VIDEO ENDOSCOPE	05/17/2001	12/31/2007	14,286	48,302	36,730	2,713
LINEAR ACCELERATOR	06/16/2001	12/31/2007	14,286	1,506,638	1,129,979	-362,374
Monitor, Telemetry System	04/30/1999	12/31/2007	15,000	1,463,500	1,463,500	15,000
Server	02/28/2005	12/31/2007	16,667	158,175	107,393	-34,116
Medical System Computer	01/17/2002	12/31/2007	18,000	235,834	235,834	18,000
CAMERA, VIDEO ENDOSCOPE	05/18/2001	12/31/2007	21,429	68,219	51,875	5,085
Voice Software Package	02/20/2004	12/31/2007	25,000	220,886	220,886	25,000
Network Switch	12/14/2004	12/31/2007	25,000	309,675	240,858	-43,817
Network Switch	12/14/2004	12/31/2007	25,000	309,675	240,858	-43,817
Telephone System	10/14/2004	12/31/2007	28,571	369,677	328,602	-12,504
Endoscopy System	12/16/2004	12/31/2007	28,571	289,343	241,120	-19,652
Network Eqpt	12/16/2004	12/31/2007	30,000	249,192	207,660	-11,532
Dicom Modality Worklist	02/13/2004	12/31/2007	31,000	113,975	113,975	31,000
Server System License	02/06/2004	12/31/2007	32,000	393,334	393,334	32,000
Total Sales Price \$10,000 or Over			483,143	7,599,626	6,433,374	-683,109

Gain on Sales -

Sales to University of Southern California, Medical Center:

RadCalc Software	Various	12/31/2007	1,456	8,425	8,425	1,456
DOSIMETRY FILM DIGITIZER	Various	12/31/2007	5,064	29,315	29,315	5,064
Computers	Various	12/31/2007	2,828	23,809	23,809	2,828
RHINOLARYNGOSCOPE	Various	12/31/2007	1,198	6,209	6,209	1,198
Total Gain on Sales			10,546	67,758	67,758	10,546

Returned Assets

113098	Various	12/31/2007	-2,122	24,708	24,708	-2,122
--------	---------	------------	--------	--------	--------	--------

Fixed Assets Write-Offs

Warmer, Infant	Various	12/31/2007	0	18,147	16,446	-1,701
Anesthesia Machine	Various	12/31/2007	0	36,825	28,002	-8,823
Anesthesia Monitor Upgrade	Various	12/31/2007	0	24,347	13,043	-11,304
Monitor, Urodynamic	Various	12/31/2007	0	13,710	10,140	-3,570
Hemodialysis Unit	Various	12/31/2007	0	23,037	16,078	-6,959
Ventilator	Various	12/31/2007	0	27,795	20,847	-6,949
EKG Machine	Various	12/31/2007	0	15,336	11,502	-3,834
CPAP System, Infant	Various	12/31/2007	0	5,700	4,156	-1,544
INSUFFLATOR THERME PNEU 7	Various	12/31/2007	0	7,502	5,782	-1,719
Ventilator	Various	12/31/2007	0	27,163	19,807	-7,357
PROCEDURE TABLE	Various	12/31/2007	0	7,183	2,514	-4,669

FORM 990 PART I, LINE 8.C, COLUMN (B)
GAIN OR (LOSS) FROM SALES OF ASSETS OTHER THAN INVENTORY

DESCRIPTION	DATE ACQUIRED (NOTE #1)	DATE SOLD	SALES PRICE	COST/ EXPENSE OF SALE	ACCUM DEPREC	GAIN OR (LOSS)
PROCEDURE TABLE	Various	12/31/2007	0	7,183	2,514	-4,669
X-ray Unit	Various	12/31/2007	0	57,185	41,102	-16,083
POSTAGE MACHINE	Various	12/31/2007	0	14,956	9,815	-5,141
Mail Sorting/Distr Eqpt	Various	12/31/2007	0	19,597	12,861	-6,736
Mail Sorting/Distr Eqpt	Various	12/31/2007	0	6,942	4,556	-2,386
Radworks Review Station	Various	12/31/2007	0	58,324	40,705	-17,619
PACS Workstation	Various	12/31/2007	0	610,344	419,612	-190,733
ULTRASOUND UNIT 725570	Various	12/31/2007	0	135,240	95,795	-39,445
Diagnostic Reading Station	Various	12/31/2007	0	220,691	147,127	-73,564
Processor, Video Camera	Various	12/31/2007	0	5,412	3,326	-2,086
Ventilator	Various	12/31/2007	0	27,087	17,493	-9,593
FRACTURE TABLE	Various	12/31/2007	0	39,758	12,369	-27,389
Diagnostic Reading Station	Various	12/31/2007	0	64,494	64,494	0
MAIL SORTER	Various	12/31/2007	0	22,942	13,144	-9,798
MAIL SORTER	Various	12/31/2007	0	20,572	11,572	-9,000
Rhinolaryngofiberscope	Various	12/31/2007	0	5,369	5,280	-89
Blood Bank Refrigerator	Various	12/31/2007	0	73,500	46,703	-26,797
CANON WORKSTATION SERVEI	Various	12/31/2007	0	45,651	27,105	-18,546
CANON WORKSTATION CPU 7	Various	12/31/2007	0	45,651	27,105	-18,546
CANON WORKSTATION CPU 7	Various	12/31/2007	0	45,651	27,105	-18,546
CANON WORKSTATION SERVEI	Various	12/31/2007	0	45,651	27,105	-18,546
Ultrasound Unit	Various	12/31/2007	0	24,908	14,789	-10,119
Film Scanner	Various	12/31/2007	0	25,000	14,844	-10,156
Centrifuge, Refrigerated	Various	12/31/2007	0	10,185	8,318	-1,867
PACS Workstation	Various	12/31/2007	0	152,560	139,847	-12,713
Monitor	Various	12/31/2007	0	13,809	7,624	-6,185
Medical Monitor	Various	12/31/2007	0	16,462	9,088	-7,373
Medical Monitor	Various	12/31/2007	0	16,462	9,088	-7,373
Medical Monitor	Various	12/31/2007	0	16,462	9,088	-7,373
Medical Monitor	Various	12/31/2007	0	17,462	9,640	-7,821
Medical Monitor	Various	12/31/2007	0	17,462	9,640	-7,821
FETAL MONITOR	Various	12/31/2007	0	10,820	4,148	-6,672
Medical System	Various	12/31/2007	0	42,000	17,850	-24,150
Hemodialysis Machine	Various	12/31/2007	0	13,350	9,790	-3,560
Light Source	Various	12/31/2007	0	7,476	4,450	-3,026
ULTRASOUND UNIT IMAGE GAT	Various	12/31/2007	0	23,690	13,537	-10,153
PACS Workstation	Various	12/31/2007	0	47,696	34,182	-13,514
X-Ray Film Reader	Various	12/31/2007	0	206,513	77,442	-129,071
Digital PACS Imaging System	Various	12/31/2007	0	1,524,315	1,492,558	-31,757
Ventilator	Various	12/31/2007	0	24,199	21,174	-3,025
Monitor, 20" Endoscopy	Various	12/31/2007	0	2,539	2,486	-53
Monitor, 20" Endoscopy	Various	12/31/2007	0	2,539	2,486	-53
Monitor, 20" Endoscopy	Various	12/31/2007	0	2,539	2,486	-53
Monitor, 20" Endoscopy	Various	12/31/2007	0	2,539	2,486	-53
Monitor, 20" Endoscopy	Various	12/31/2007	0	2,539	2,486	-53
Monitor, 20" Endoscopy	Various	12/31/2007	0	2,539	2,486	-53
PRINTER COLOR VIDEO	Various	12/31/2007	0	5,938	5,691	-247
PATIENT MONITOR	Various	12/31/2007	0	7,000	6,563	-437
Patient Monitor, V24C	Various	12/31/2007	0	7,000	6,636	-365
Patient Monitor, V24C	Various	12/31/2007	0	7,000	6,636	-365
Patient Monitor, V24C	Various	12/31/2007	0	7,000	6,636	-365
ELECTROSURGICAL GENERAT	Various	12/31/2007	0	6,235	5,845	-390

FORM 990 PART I, LINE 8.C, COLUMN (B)
GAIN OR (LOSS) FROM SALES OF ASSETS OTHER THAN INVENTORY

DESCRIPTION	DATE ACQUIRED (NOTE #1)	DATE SOLD	SALES PRICE	COST/ EXPENSE OF SALE	ACCUM DEPREC	GAIN OR (LOSS)
INFANT FLOW VENTILATOR	Various	12/31/2007	0	6,096	5,715	-381
Ultrasound, Transducer	Various	12/31/2007	0	24,375	22,598	-1,777
Osmometer	Various	12/31/2007	0	5,094	4,669	-424
Patient Monitor	Various	12/31/2007	0	8,459	7,666	-793
Patient Monitor	Various	12/31/2007	0	10,868	9,849	-1,019
Patient Monitor	Various	12/31/2007	0	7,482	6,781	-701
Patient Monitor	Various	12/31/2007	0	7,482	6,781	-701
Stretcher, Head/Neck	Various	12/31/2007	0	5,080	4,551	-529
Stretcher, Head/Neck	Various	12/31/2007	0	5,080	4,551	-529
PRINTER COLOR VIDEO	Various	12/31/2007	0	9,818	8,693	-1,125
Monitor, Viridia Upgrade	Various	12/31/2007	0	6,425	5,555	-870
Patient Monitor	Various	12/31/2007	0	7,325	6,256	-1,068
Patient Monitor	Various	12/31/2007	0	24,850	20,967	-3,883
EKG TREADMILL	Various	12/31/2007	0	11,666	9,965	-1,701
Patient Monitor	Various	12/31/2007	0	6,070	4,742	-1,328
PATIENT MONITOR	Various	12/31/2007	0	6,574	4,931	-1,644
Physiologic Monitor Modules	Various	12/31/2007	0	18,776	14,278	-4,498
Patient Monitor	Various	12/31/2007	0	20,347	14,836	-5,511
Data Management SubSystem	Various	12/31/2007	0	12,150	8,733	-3,417
PATIENT MONITOR	Various	12/31/2007	0	6,480	4,523	-1,958
X-Ray Unit, Advantage Upgrade	Various	12/31/2007	0	121,003	83,189	-37,813
PATIENT MONITOR	Various	12/31/2007	0	12,547	8,365	-4,182
Patient Monitor	Various	12/31/2007	0	24,800	16,275	-8,525
Patient Monitor	Various	12/31/2007	0	9,659	5,937	-3,723
Patient Monitor	Various	12/31/2007	0	9,659	5,937	-3,723
PATIENT MONITOR	Various	12/31/2007	0	6,467	3,503	-2,964
PATIENT MONITOR	Various	12/31/2007	0	18,160	9,648	-8,513
PATIENT MONITOR	Various	12/31/2007	0	6,472	3,438	-3,034
PATIENT MONITOR	Various	12/31/2007	0	28,247	14,124	-14,124
Patient Monitor	Various	12/31/2007	0	17,968	7,112	-10,856
Ventilator	Various	12/31/2007	0	11,957	3,388	-8,569
Sterilizer, Endoscope	Various	12/31/2007	0	23,531	23,286	-245
PROCESSOR SURGICAL VIDEO	Various	12/31/2007	0	25,118	24,594	-523
Processor, Video	Various	12/31/2007	0	15,089	14,774	-314
Telemetry Server	Various	12/31/2007	0	39,790	38,132	-1,658
Card Embosser	Various	12/31/2007	0	7,920	7,590	-330
Patient Lift	Various	12/31/2007	0	6,586	3,366	-3,220
VENTILATOR SYSTEM MOBILE	Various	12/31/2007	0	10,787	10,113	-674
CARPET EXTRACTOR	Various	12/31/2007	0	6,412	5,945	-468
Bed, Birthing	Various	12/31/2007	0	9,267	4,582	-4,685
Bed, Birthing	Various	12/31/2007	0	9,267	4,582	-4,685
Bed, Birthing	Various	12/31/2007	0	9,267	4,582	-4,685
Bed, Birthing	Various	12/31/2007	0	9,267	4,582	-4,685
Bed, Birthing	Various	12/31/2007	0	9,267	4,582	-4,685
EEG Unit	Various	12/31/2007	0	33,678	30,871	-2,807
Slide Stainer	Various	12/31/2007	0	7,134	6,539	-594
EEG Acquisition System	Various	12/31/2007	0	24,190	21,670	-2,520
Disinfector, Endoscope	Various	12/31/2007	0	23,214	20,554	-2,660
Karyotyping System	Various	12/31/2007	0	35,100	31,078	-4,022
PDU System	Various	12/31/2007	0	11,000	9,740	-1,260
Fluid Management System	Various	12/31/2007	0	9,896	8,762	-1,134
Lensometer, Spectrum	Various	12/31/2007	0	8,871	4,189	-4,682

FORM 990 PART I, LINE 8.C, COLUMN (B)
GAIN OR (LOSS) FROM SALES OF ASSETS OTHER THAN INVENTORY

DESCRIPTION	DATE ACQUIRED (NOTE #1)	DATE SOLD	SALES PRICE	COST/ EXPENSE OF SALE	ACCUM DEPREC	GAIN OR (LOSS)
Lensometer, Spectrum	Various	12/31/2007	0	8,871	4,189	-4,682
Lensometer, Spectrum	Various	12/31/2007	0	8,871	4,189	-4,682
BIOCONSOLE UNIT	Various	12/31/2007	0	18,981	16,411	-2,570
MONITOR	Various	12/31/2007	0	7,499	6,484	-1,015
MONITOR	Various	12/31/2007	0	7,499	6,484	-1,015
PATIENT LIFT	Various	12/31/2007	0	7,844	6,782	-1,062
TREADMILL 707823	Various	12/31/2007	0	5,894	2,620	-3,275
Bed, Birthing	Various	12/31/2007	0	9,267	4,067	-5,200
Karyotyping System	Various	12/31/2007	0	52,035	41,194	-10,841
Hi-definition Printer	Various	12/31/2007	0	6,746	5,130	-1,616
FILM PROCESSOR	Various	12/31/2007	0	26,904	20,458	-6,446
Thermotherapy System	Various	12/31/2007	0	20,250	15,398	-4,852
Arthrometer	Various	12/31/2007	0	7,495	5,621	-1,874
Non-contact Tonometer	Various	12/31/2007	0	7,091	5,318	-1,773
COLLIMATOR SET	Various	12/31/2007	0	12,562	9,291	-3,271
X-RAY MOBILE	Various	12/31/2007	0	48,000	34,000	-14,000
CENTRIFUGE	Various	12/31/2007	0	7,266	5,147	-2,119
Patient Monitor, CMS2002	Various	12/31/2007	0	14,417	10,212	-4,205
Cabinet, Chart Storage	Various	12/31/2007	0	8,355	3,156	-5,199
Birthing Bed	Various	12/31/2007	0	8,257	3,119	-5,138
Birthing Bed	Various	12/31/2007	0	8,257	3,119	-5,138
CARD EMBOSSE	Various	12/31/2007	0	9,959	6,951	-3,008
Oasis Workstation	Various	12/31/2007	0	7,600	7,600	0
WINSTATION SYSTEM	Various	12/31/2007	0	15,066	15,066	0
Monitor, Telemetry System	Various	12/31/2007	0	152,927	152,927	0
Thyroid Uptake System	Various	12/31/2007	0	15,956	10,969	-4,986
EEG MACHINE	Various	12/31/2007	0	48,310	32,710	-15,600
Patient Monitor, CMS 2001	Various	12/31/2007	0	10,137	6,758	-3,379
Patient Monitor, CMS 2002	Various	12/31/2007	0	10,137	6,758	-3,379
Chair, Video Imaging	Various	12/31/2007	0	6,851	4,425	-2,426
Patient Transfer Chair	Various	12/31/2007	0	7,895	5,017	-2,878
Infusion Pump	Various	12/31/2007	0	5,595	3,497	-2,098
INCUBATOR INFANT AIRBORNE	Various	12/31/2007	0	11,653	7,283	-4,370
FILM DIGITIZER 745938	Various	12/31/2007	0	37,098	36,480	-618
EXERCISER	Various	12/31/2007	0	7,185	4,416	-2,769
PACEMAKER	Various	12/31/2007	0	5,350	4,993	-357
Neurological Head Rest	Various	12/31/2007	0	13,815	6,447	-7,368
Analyzer, Sleep	Various	12/31/2007	0	6,656	3,814	-2,843
Patient Transfer Lift	Various	12/31/2007	0	8,257	3,784	-4,472
Cytovision System	Various	12/31/2007	0	23,006	9,586	-13,420
TELEMETRY SYSTEM 729039	Various	12/31/2007	0	22,841	18,273	-4,568
Heart/Lung Machine	Various	12/31/2007	0	22,338	17,870	-4,468
Fluid Management System	Various	12/31/2007	0	7,920	4,526	-3,394
Photography System	Various	12/31/2007	0	13,150	10,301	-2,849
IMAGING SYSTEM 746932	Various	12/31/2007	0	30,196	14,783	-15,412
Gamma Finder Probe	Various	12/31/2007	0	20,412	20,412	0
Open Breast Coil	Various	12/31/2007	0	12,750	8,288	-4,463
Orbscan Computer	Various	12/31/2007	0	40,550	40,550	0
XELERIS WORKSTATION 7789	Various	12/31/2007	0	54,626	54,626	0
Computer, Medical	Various	12/31/2007	0	33,025	33,025	0
Computer, Medical	Various	12/31/2007	0	33,025	33,025	0
Table, Urology	Various	12/31/2007	0	11,465	1,529	-9,936

FORM 990 PART I, LINE 8.C, COLUMN (B)
GAIN OR (LOSS) FROM SALES OF ASSETS OTHER THAN INVENTORY

DESCRIPTION	DATE ACQUIRED (NOTE #1)	DATE SOLD	SALES PRICE	COST/ EXPENSE OF SALE	ACCUM DEPREC	GAIN OR (LOSS)
Sterilizer	Various	12/31/2007	0	20,789	5,890	-14,899
Stressvue Treadmill	Various	12/31/2007	0	17,848	2,231	-15,617
Monitor, Telemetry System	Various	12/31/2007	0	26,069	26,069	0
Telemetry Server	Various	12/31/2007	0	26,069	26,069	0
Ventilator	Various	12/31/2007	0	30,531	30,531	0
Densitometer, Bone X-Ray	Various	12/31/2007	0	80,500	80,500	0
Pump, Perfusion	Various	12/31/2007	0	8,125	2,285	-5,840
Pump, Perfusion	Various	12/31/2007	0	8,125	2,285	-5,840
Electrosurgical Unit	Various	12/31/2007	0	6,566	5,403	-1,163
Electrosurgical Unit	Various	12/31/2007	0	6,565	5,402	-1,163
Disinfector, Endoscope	Various	12/31/2007	0	22,950	18,886	-4,064
Insufflator	Various	12/31/2007	0	28,327	21,717	-6,610
3-chip Video Cam	Various	12/31/2007	0	24,504	19,399	-5,105
Recorder, Sleep P-Series	Various	12/31/2007	0	18,515	16,201	-2,314
SLEEP SYSTEM	Various	12/31/2007	0	18,515	16,201	-2,314
Recorder, Sleep P-Series	Various	12/31/2007	0	18,515	16,201	-2,314
BED BIRTHING	Various	12/31/2007	0	9,267	4,325	-4,942
BED BIRTHING	Various	12/31/2007	0	9,267	4,325	-4,942
Processor, Neurological	Various	12/31/2007	0	29,122	24,875	-4,247
Hemodialysis Unit	Various	12/31/2007	0	13,711	10,712	-2,999
BED BIRTHING	Various	12/31/2007	0	8,047	3,129	-4,918
Analyzer, Blood Gas	Various	12/31/2007	0	46,435	33,859	-12,576
Digital Interface, Laser Print	Various	12/31/2007	0	10,510	7,445	-3,065
Monitor, Patient	Various	12/31/2007	0	9,183	6,409	-2,774
Monitor, Patient	Various	12/31/2007	0	9,183	6,409	-2,774
Monitor, Patient	Various	12/31/2007	0	9,183	6,409	-2,774
Monitor, Patient	Various	12/31/2007	0	9,183	6,409	-2,774
Monitor, Patient	Various	12/31/2007	0	9,183	6,409	-2,774
Monitor, Patient	Various	12/31/2007	0	9,183	6,409	-2,774
Monitor, Patient	Various	12/31/2007	0	9,186	6,411	-2,775
Ventilator, Bipap Vision Syste	Various	12/31/2007	0	9,011	6,101	-2,910
Ventilator, Bipap Vision Syste	Various	12/31/2007	0	9,011	6,101	-2,910
Power Supply, Powerware 9170	Various	12/31/2007	0	10,418	6,837	-3,581
Hemodialysis System	Various	12/31/2007	0	27,455	17,445	-10,009
Analyzer, CO2	Various	12/31/2007	0	12,571	7,464	-5,107
Analyzer, Digitrapper	Various	12/31/2007	0	14,250	8,461	-5,789
Blood Gas Oximeter	Various	12/31/2007	0	7,505	3,377	-4,128
Controller, Heart-Lung	Various	12/31/2007	0	17,066	6,044	-11,022
Densitometer	Various	12/31/2007	0	60,900	22,330	-38,570
Sterotactic and Ultrasound Sys	Various	12/31/2007	0	22,000	5,238	-16,762
Scanner, WinStation W/Camera	Various	12/31/2007	0	25,770	8,590	-17,180
Scanner, WinStation W/Camera	Various	12/31/2007	0	25,770	8,590	-17,180
Monitor, Anesthesia	Various	12/31/2007	0	20,183	19,762	-420
BLADDER SCANNER	Various	12/31/2007	0	12,731	11,670	-1,061
Ultrasound	Various	12/31/2007	0	14,255	12,919	-1,336
Ultrasound	Various	12/31/2007	0	12,878	11,670	-1,207
Printer, Color Video	Various	12/31/2007	0	5,173	4,580	-593
Oximeter, Avoximeter	Various	12/31/2007	0	7,395	6,471	-924
Refractor/Keratometer	Various	12/31/2007	0	10,500	4,900	-5,600
ASPIRATOR	Various	12/31/2007	0	72,292	62,503	-9,790
Otoacoustic Emissions System	Various	12/31/2007	0	10,500	9,078	-1,422
Oximeter, Module	Various	12/31/2007	0	8,538	7,382	-1,156

FORM 990 PART I, LINE 8.C, COLUMN (B)
GAIN OR (LOSS) FROM SALES OF ASSETS OTHER THAN INVENTORY

DESCRIPTION	DATE ACQUIRED (NOTE #1)	DATE SOLD	SALES PRICE	COST/ EXPENSE OF SALE	ACCUM DEPREC	GAIN OR (LOSS)
Bed, Birthing	Various	12/31/2007	0	16,082	6,969	-9,113
Ventilator, Bipap Vision System	Various	12/31/2007	0	9,011	6,195	-2,816
Pump, IV Transport	Various	12/31/2007	0	5,195	3,301	-1,894
Scanner, OptiVu	Various	12/31/2007	0	11,425	10,854	-571
CCU Camera Box,w/Monitor	Various	12/31/2007	0	10,292	9,777	-515
CCU Camera Box,w/Monitor	Various	12/31/2007	0	10,292	9,777	-515
Processor, Video	Various	12/31/2007	0	23,214	21,666	-1,548
Diagnostic Spirometer	Various	12/31/2007	0	11,008	6,077	-4,930
Camera System, Direct Coupler	Various	12/31/2007	0	10,585	8,292	-2,293
Scanner, Bladder	Various	12/31/2007	0	10,979	10,979	0
Video Recorder, Digital	Various	12/31/2007	0	14,060	9,139	-4,921
Toumiquet	Various	12/31/2007	0	12,496	2,187	-10,309
X-Ray Unit, Flip Base	Various	12/31/2007	0	8,565	3,033	-5,532
Total Fixed Assets Write-Offs			0	6,987,904 0	5,380,525	-1,607,379

TOTAL - NET LOSS

2,797,950 44,305,871 0 36,035,748 -5,472,173

SALES SUMMARY

GROSS SALES PROCEEDS	2,797,950
ORIGINAL COST AND EXPENSE OF SALE	44,305,871
LESS: DEPRECIATION	<u>36,035,748</u>
LESS: NET COST OR OTHER BASIS	8,270,123
NET LOSS	<u>-5,472,173</u>

Note#1: All of the foregoing fixed assets and equipment were acquired by purchase by the organization for use in its tax-exempt purpose of providing health care to its enrolled members of the community.

**Application for Extension of Time To File an
Exempt Organization Return**

OMB No. 1545-1709

▶ File a separate application for each return

- If you are filing for an **Automatic 3-Month Extension**, complete only **Part I** and check this box ☒ **X**
 - If you are filing for an **Additional (Not Automatic) 3-Month Extension**, complete only **Part II** (on page 2 of this form)
- Do not complete Part II unless** you have already been granted an automatic 3-month extension on a previously filed Form 8868.

Part I Automatic 3-Month Extension of Time. Only submit original (no copies needed).

A corporation required to file Form 990-T and requesting an automatic 6-month extension - check this box and complete Part I only ☐

All other corporations (including 1120-C filers), partnerships, REMICs, and trusts must use Form 7004 to request an extension of time to file income tax returns.

Electronic Filing (e-file). Generally, you can electronically file Form 8868 if you want a 3-month automatic extension of time to file one of the returns noted below (6 months for a corporation required to file Form 990-T). However, you cannot file Form 8868 electronically if (1) you want the additional (not automatic) 3-month extension or (2) you file Forms 990-BL, 6069, or 8870, group returns, or a composite or consolidated Form 990-T. Instead, you must submit the fully completed and signed page 2 (Part II) of Form 8868. For more details on the electronic filing of this form, visit www.irs.gov/efile and click on e-file for Charities & Nonprofits.

Type or print File by the due date for filing your return. See instructions.	Name of Exempt Organization	Employer identification number
	KAISER HOSPITAL ASSET MANAGEMENT, INC.	94-3299125
	Number, street, and room or suite no. If a P.O. box, see instructions.	
	ONE KAISER PLAZA, SUITE 1550L	
	City, town or post office, state, and ZIP code. For a foreign address, see instructions.	
	OAKLAND, CA 94612	

Check type of return to be filed (file a separate application for each return):

<input checked="" type="checkbox"/> Form 990	<input type="checkbox"/> Form 990-T (corporation)	<input type="checkbox"/> Form 4720
<input type="checkbox"/> Form 990-BL	<input type="checkbox"/> Form 990-T (sec. 401(a) or 408(a) trust)	<input type="checkbox"/> Form 5227
<input type="checkbox"/> Form 990-EZ	<input type="checkbox"/> Form 990-T (trust other than above)	<input type="checkbox"/> Form 6069
<input type="checkbox"/> Form 990-PF	<input type="checkbox"/> Form 1041-A	<input type="checkbox"/> Form 8870

- The books are in the care of ▶ **NATIONAL DIRECTOR OF TAX**

Telephone No. ▶ **510 271.6385**FAX No. ▶ **510 271-2611**

- If the organization does not have an office or place of business in the United States, check this box ☐
- If this is for a Group Return, enter the organization's four digit Group Exemption Number (GEN) ☐. If this is for the whole group, check this box ☐. If it is for part of the group, check this box ☐ and attach a list with the names and EINs of all members the extension will cover.

1 I request an automatic 3-month (6 months for a corporation required to file Form 990-T) extension of time until **08/15, 2008**, to file the exempt organization return for the organization named above. The extension is for the organization's return for:

- ▶ ☒ calendar year **2007** or
- ▶ ☐ tax year beginning _____, _____, and ending _____, _____.

2 If this tax year is for less than 12 months, check reason: ☐ Initial return ☐ Final return ☐ Change in accounting period

3a If this application is for Form 990-BL, 990-PF, 990-T, 4720, or 6069, enter the tentative tax, less any nonrefundable credits. See instructions.	3a	\$	NONE
b If this application is for Form 990-PF or 990-T, enter any refundable credits and estimated tax payments made. Include any prior year overpayment allowed as a credit.	3b	\$	NONE
c Balance Due. Subtract line 3b from line 3a. Include your payment with this form, or, if required, deposit with FTD coupon or, if required, by using EFTPS (Electronic Federal Tax Payment System). See instructions.	3c	\$	NONE

Caution. If you are going to make an electronic fund withdrawal with this Form 8868, see Form 8453-EO and Form 8879-EO for payment instructions

For Privacy Act and Paperwork Reduction Act Notice, see Instructions.

Form **8868** (Rev. 4-2008)

Form **8453-EO****Exempt Organization Declaration and Signature for
Electronic Filing**

OMB No 1545-1879

Department of the Treasury
Internal Revenue Service

For calendar year 2007, or tax year beginning _____, 2007, and ending _____, 20____

2007

For use with Forms 990, 990-EZ, 990-PF, 1120-POL, and 8868

▶ See instructions on back.

Name of exempt organization

KAISER HOSPITAL ASSET MANAGEMENT, INC

Employer identification number

94 : 3299125**Part I Type of Return and Return Information (Whole Dollars Only)**


Check the box for the return for which you are using this Form 8453-EO and enter the applicable amount from the return, if any. If you check the box on line 1a, 2a, 3a, 4a, or 5a below and the amount on that line for the return for which you are filing this form was blank, then leave line 1b, 2b, 3b, 4b, or 5b, whichever is applicable, blank (do not enter -0-). If you entered -0- on the return, then enter -0- on the applicable line below. Do not complete more than one line in Part I.

1a Form 990 check here ▶ <input checked="" type="checkbox"/>	b Total revenue, if any (Form 990, line 12)	1b 120,083,750
2a Form 990-EZ check here ▶ <input type="checkbox"/>	b Total revenue, if any (Form 990-EZ, line 9)	2b _____
3a Form 1120-POL check here ▶ <input type="checkbox"/>	b Total tax (Form 1120-POL, line 22)	3b _____
4a Form 990-PF check here ▶ <input type="checkbox"/>	b Tax based on investment income (Form 990-PF, Part VI, line 5)	4b _____
5a Form 8868 check here ▶ <input type="checkbox"/>	b Balance due (Form 8868, line 3c)	5b _____


Part II Declaration of Officer

- 6 ☐ I authorize the U.S. Treasury and its designated Financial Agent to initiate an ACH electronic funds withdrawal (direct debit) entry to the financial institution account indicated in the tax preparation software for payment of the organization's federal taxes owed on this return, and the financial institution to debit the entry to this account. To revoke a payment, I must contact the U.S. Treasury Financial Agent at 1-888-353-4537 no later than 2 business days prior to the payment (settlement) date. I also authorize the financial institutions involved in the processing of the electronic payment of taxes to receive confidential information necessary to answer inquiries and resolve issues related to the payment.
- ☐ If a copy of this return is being filed with a state agency(ies) regulating charities as part of the IRS Fed/State program, I certify that I executed the electronic disclosure consent contained within this return allowing disclosure by the IRS of this Form 990/990-EZ/990-PF (as specifically identified in Part I above) to the selected state agency(ies).

Under penalties of perjury, I declare that I am an officer of the above named organization and that I have examined a copy of the organization's 2007 electronic return and accompanying schedules and statements and to the best of my knowledge and belief, they are true, correct, and complete. I further declare that the amount in Part I above is the amount shown on the copy of the organization's electronic return. I consent to allow my intermediate service provider, transmitter, or electronic return originator (ERO) to send the organization's return to the IRS and to receive from the IRS (a) an acknowledgement of receipt or reason for rejection of the transmission, (b) an indication of any refund offset, (c) the reason for any delay in processing the return or refund, and (d) the date of any refund.

Sign
Here

Signature of officer
11-13-2008
DateVP, CONTROLLER, CAO
Title**Part III Declaration of Electronic Return Originator (ERO) and Paid Preparer (see instructions)**

I declare that I have reviewed the above organization's return and that the entries on Form 8453-EO are complete and correct to the best of my knowledge. If I am only a collector, I am not responsible for reviewing the return and only declare that this form accurately reflects the data on the return. The organization officer will have signed this form before I submit the return. I will give the officer a copy of all forms and information to be filed with the IRS, and have followed all other requirements in Pub 4163, Modernized e-File (MeF) Information for Authorized e-file Providers. If I am also the Paid Preparer, under penalties of perjury I declare that I have examined the above organization's return and accompanying schedules and statements, and to the best of my knowledge and belief, they are true, correct, and complete. This Paid Preparer declaration is based on all information of which I have any knowledge.

ERO's Use Only	ERO's signature 	Date 13 Nov. 2008	Check if also paid preparer <input type="checkbox"/>	Check if self-employed <input type="checkbox"/>	ERO's SSN or PTIN P00297006
	Firm's name (or yours if self-employed), address, and ZIP code CYNTHIA LARSEN, CPA KFH, INC ONE KAISER PLAZA, SUITE 15L, OAKLAND, CA 94612	EIN 13	Phone no. (510) 271-6385		

Under penalties of perjury, I declare that I have examined the above return and accompanying schedules and statements, and to the best of my knowledge and belief, they are true, correct, and complete. Declaration of preparer is based on all information of which the preparer has any knowledge.

Paid Preparer's Use Only	Preparer's signature 	Date 10-23-08	Check if self-employed <input type="checkbox"/>	Preparer's SSN or PTIN P00576936
	Firm's name (or yours if self-employed), address, and ZIP code KPMG LLP 55 SECOND STREET, SAN FRANCISCO, CA 94105	EIN 13	Phone no. (415) 963-5100	

For Privacy Act and Paperwork Reduction Act Notice, see back of form.

Cat. No. 36606Q

Form **8453-EO** (2007)